


15W 0-10V+RX+PWM Dimming power supply



Approve

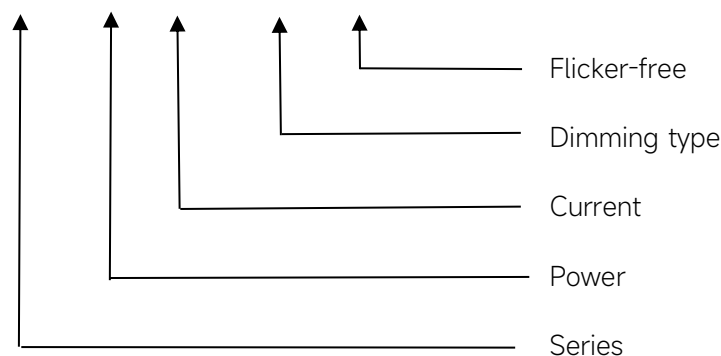


Description

FLS-15-350 0-10 LA is a 15W constant current LED driver that operates from 198-264Vac input with 120 to 350mA output current and a forward voltage range from 9 to 42Vdc. The output current is adjustable by DIP Switch. With it's compact dimensions from 125 x 45 x 26mm. It is easy to integrate in LED Panel and down light products. To ensure trouble-free operation, protection is provided against output short circuit and over Load.

Model code

FLS-15-350 0-10 LA



Features

- For luminaries of protection
- Class I, II, SELV, Independent
- Input Voltage 220-240VAC
- Protections: SCP/OLP/OVP/OTP
- Power Factor: 0.4C-0.95
- Efficiency: ≥80%
- Support 0-10V,RX,PWM Dimming
- 5 years warranty

Applications

- LED panel light, Down light

◆ Specification

	Constant Current (mA)	120	150	180	200	220	250	300	350
Output	Voltage Range(VDC)	9-42VDC							
	Unload voltage Max.(VDC)	59VDC							
	Current Accuracy	±10%		±8%			±6%		
	Output HF current ripple(≥1KHz)	±5%							
	Output LF current ripple(≤120Hz)	±3%							
	Auxiliary Output Voltage	12V							
	Auxiliary Output Current	50 mA							
	SVM	≤0.4							
	P _{st}	≤1							
	Efficiency(Typ.)	≥80%@Full load							
	Input	Rated input voltage(VAC)	220-240VAC						
Range of input voltage(VAC)		198-264VAC							
Frequency(Hz)		50/60 Hz							
Displacement factor		≥0.9@Full load							
Power Factor		0.4C-0.95							
Input Current max		0.1 A Max							
Start-up time		< 0.5S							
No Load Power		≤0.5W							
THD (Typ.)		≤15%@Full load							
Dimming	Dimming	YES							
	Dimming mode	0-10V,RX,PWM							
	Dimming depth	1%							
	Dimming current range	1-100%							
Protection	Over Load Protection	103-130%							
		YES/Auto Resume							
	Over Voltage Protection	> 59VDC							
		YES/Auto Resume							
Environment	Short circuit Protection	YES/Auto Resume							
	Over Temperature Protection	YES/Auto Resume							
	Operating Temperature	-20°C...+45°C							
	Humidity	20%-90%RH							
	Tc	85°C							
Surface	Storage Temperature	-25°C...+80°C							
	Life time	> 50000h@Tc=85°C							
Surface	Dimension	125X45X26(LXWXH)mm							

Standards	EN 61547; EN 61347-1,EN 61347-2-13; IEC 61347-1,IEC 61347-2-13; GB 19510.1,GB 19510.14; AS 61347.1,AS 61347.2.13; EN 62384; EN IEC 55015,EN IEC 61000-3-2,EN 61000-3-3	
Others	ErP	EU 2019/2020
	RoHS	RoHS (2011/65/EU) (EU)2015/863
Note	1.All parameters not specially mentioned are measured at 230VAC input , full load and 25°C of ambient temperature. 2.Ripple & Noise are measured at 20MHz of bandwidth by using a 300mm twisted pair-wire terminated with a 0.1uF & 47 uF parallel capacitor. 3.Switch and dimmer are not recommended to connect between this product output and luminaries.	

◆ Parameter

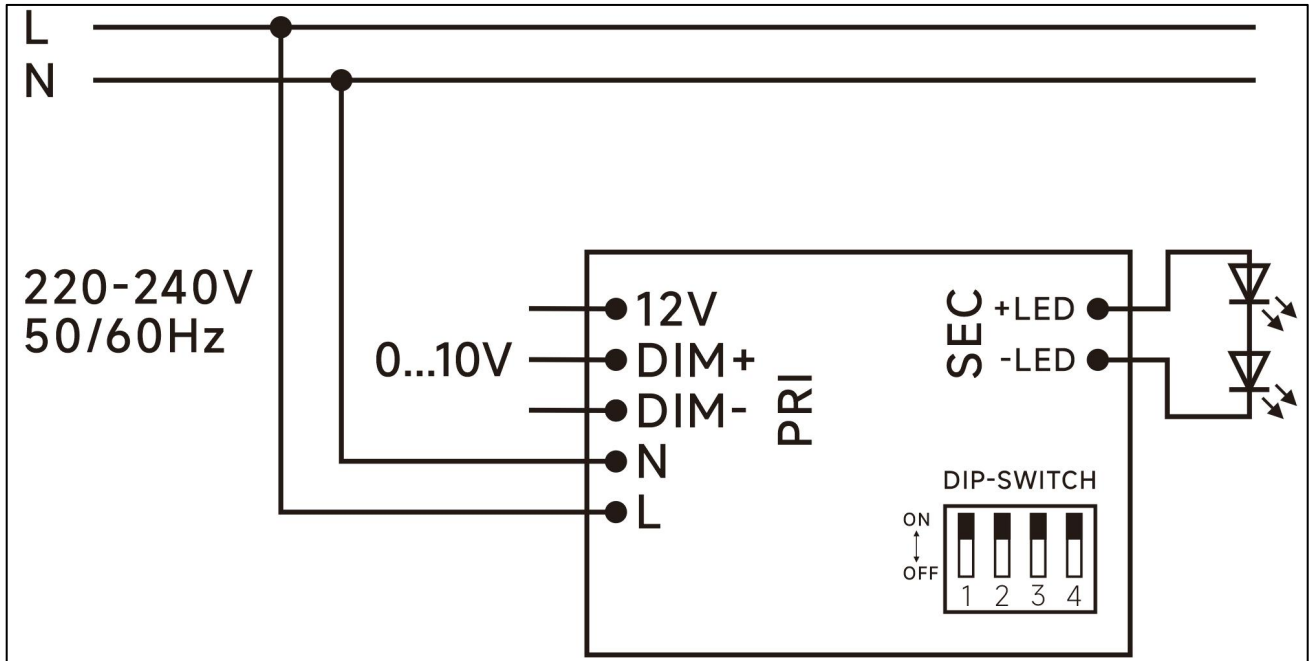
Number	Output				Switch position			
	Current (mA)	Voltage (VDC)	Voltage No load (VDC)	Power (W)	1	2	3	4
1	120mA	9-42VDC	59VDC	5	ON	--	--	--
2	150mA	9-42VDC		6.3	--	ON	--	--
3	180mA	9-42VDC		7.56	--	--	ON	--
4	200mA	9-42VDC		8.4	--	--	--	ON
5	220mA	9-42VDC		9.24	ON	--	--	ON
6	250mA	9-42VDC		10.5	--	ON	--	ON
7	300mA	9-42VDC		12.6	ON	--	ON	ON
*8	350mA	9-42VDC		14.7	ON	ON	ON	ON

* Factory default

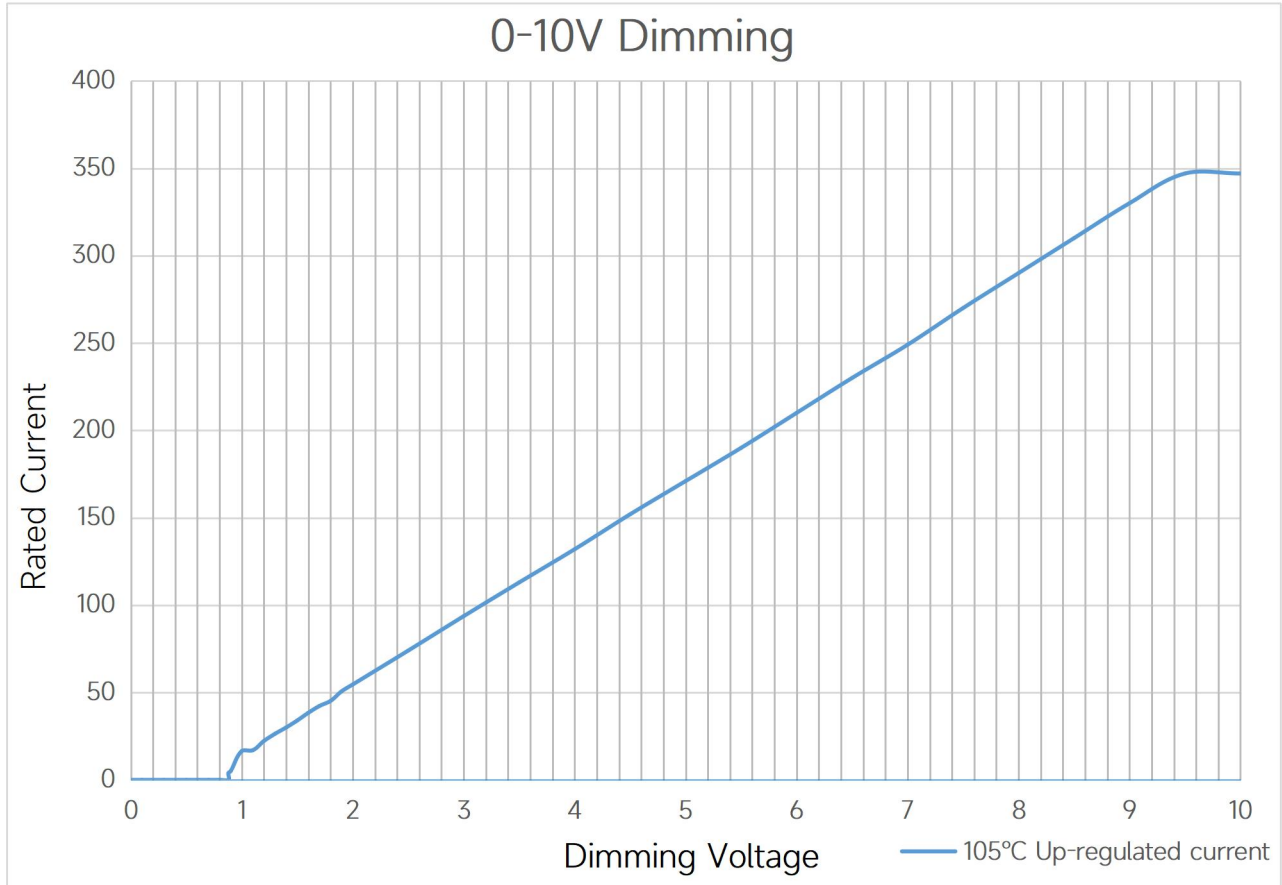
◆ Circuit Breaker

I _{peak}	T _{width}	B10	B16	B20	C10	C16	C20
3.1A	44μs	80pcs	128pcs	160pcs	80pcs	128pcs	160pcs

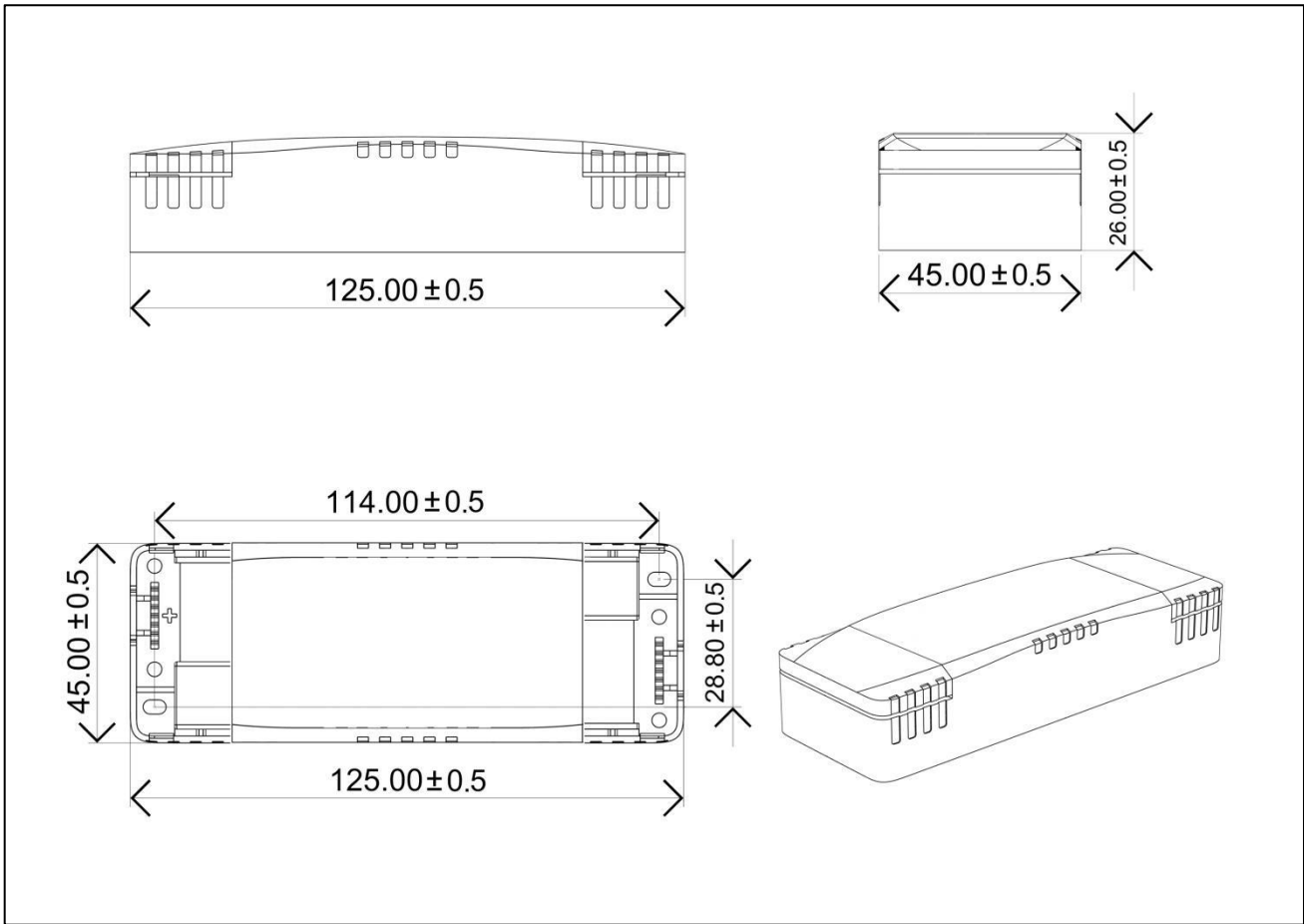
◆ Wiring diagram



◆ The dimming curve



◆ **2D diagram**

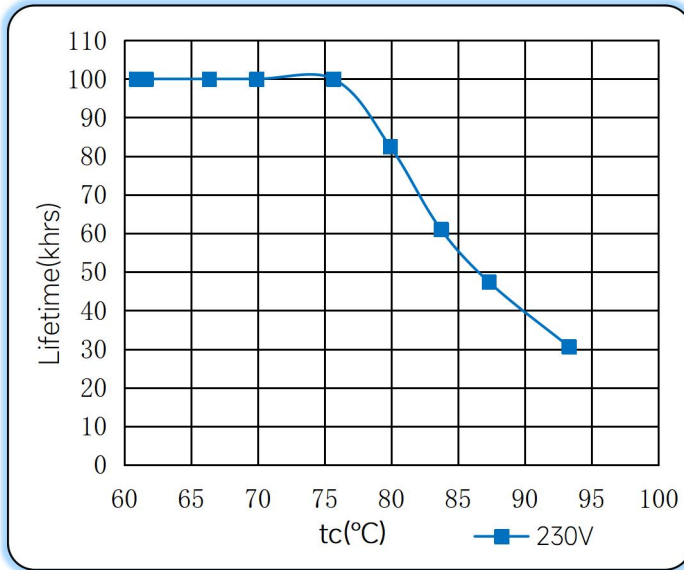


◆ **Wiring & Connections**

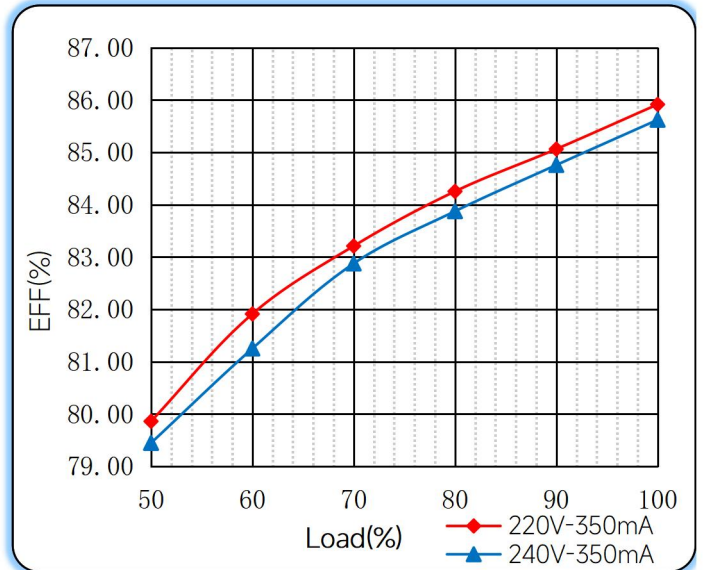
Specification item		Value (Unit)
Input	Input wire cross-section	0.5...1.5 mm ²
	Input wire gauge.	16...20 AWG
	Input wire strip length	7...9mm
Output	Output wire cross-section	0.5...1.5 mm ²
	Output wire gauge.	16...20 AWG
	Output wire strip length	7...9mm

◆ **Curve for FLS-15-350 0-10 LA, I_o=350mA**

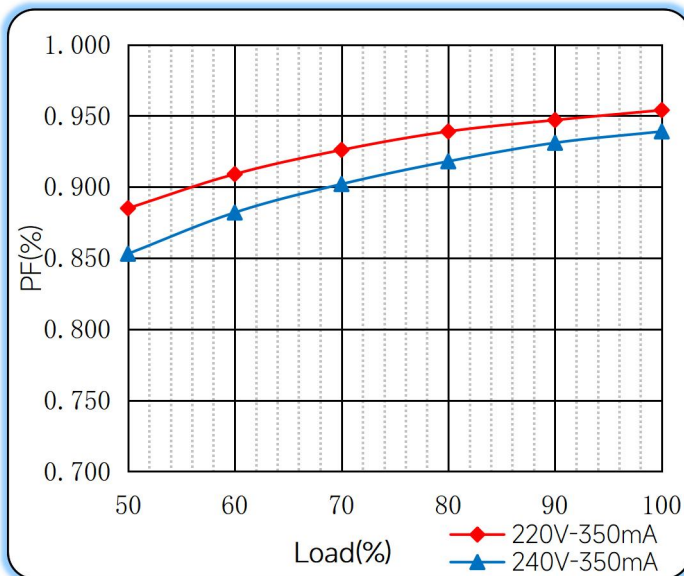
Lifetime vs. Temperature Curve



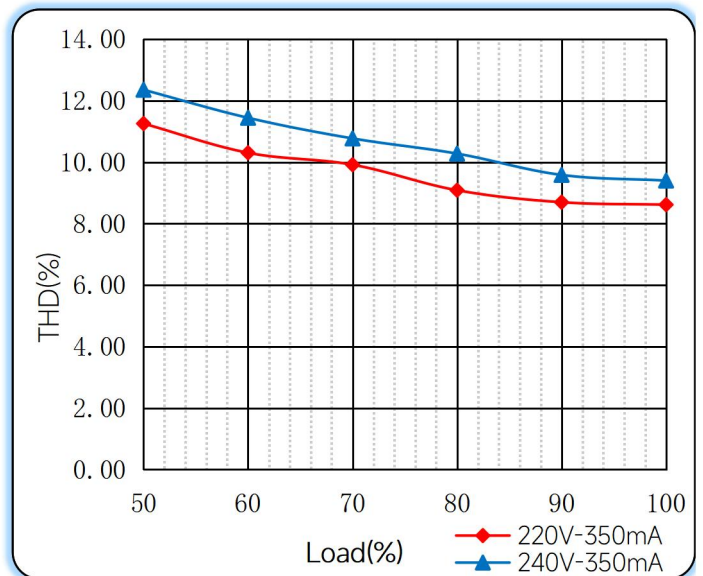
Efficiency vs. Load



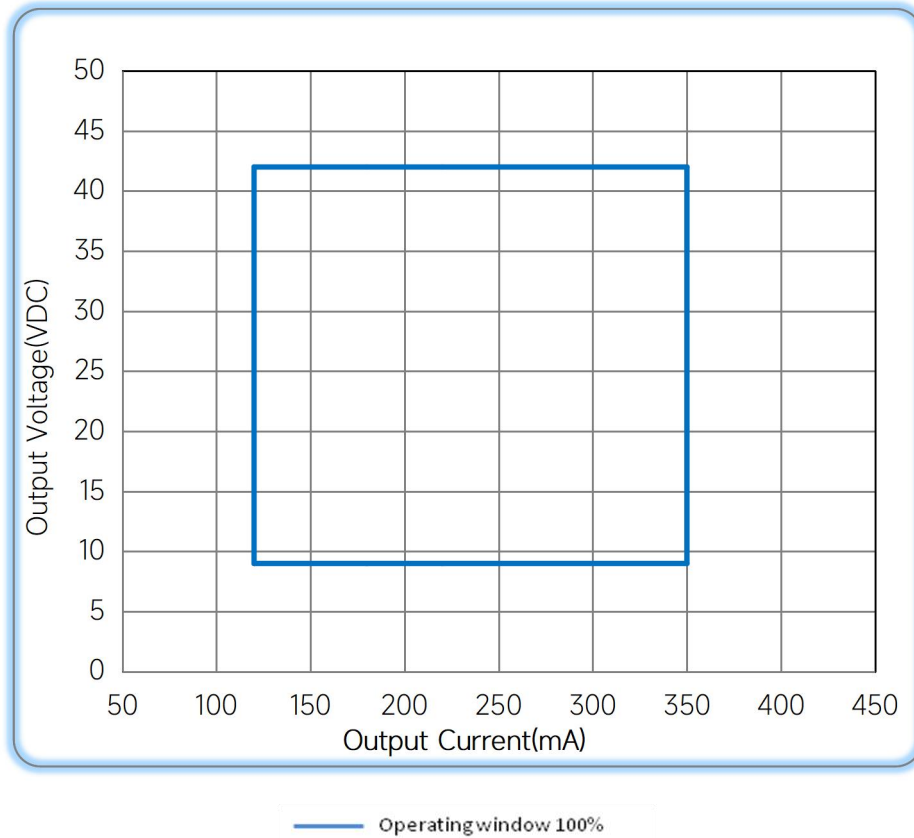
Power Factor Characteristics



THD vs. Load



◆ Operating window



◆ Revision Updates

ITEM	BEFORE	AFTER	VERSION	DATE
Initial			A	2023/01/04

Tel: +86-0757-86256822, +86-0757-86256831

E-mail: sales@eaglerise.com

Website : <https://lighting.eaglerise.com>



EAGLERISE



Manual