

60W Constant Current CCT power supply



■ Approve



Features

- For luminaries of protection Class I/II , Non-isolated, Built-in
- Input Voltage :220-240VAC
- Protections: SCP/OLP/OVP/OTP
- Power Factor: 0.95(Typ.)
- Efficiency: $\geq 92\%$ (Typ.)
- Adjustable Output Current with dip-switch
- 5 years warranty
- IP20

Applications

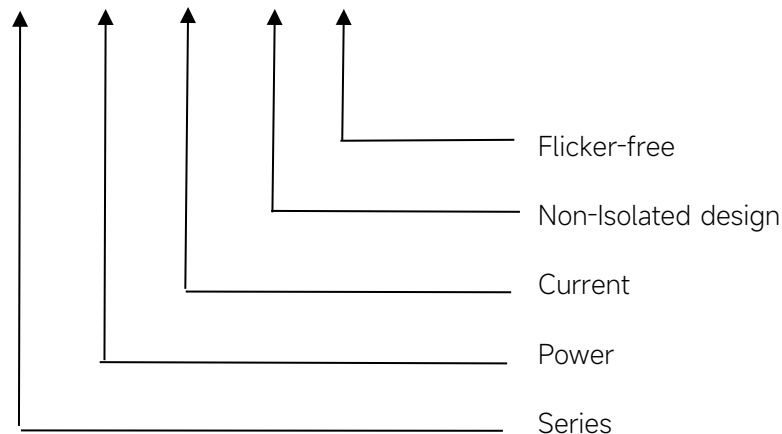
- Linear light

◆ Description

FMS-60-350 N-S CCT LD EXC is a 60W constant current LED driver that operates from 198-264Vac input with 200 to 350mA output current. The output current is adjustable by DIP Switch. With it's dimensions from 190 x 30 x 21mm. It is easy to integrate in linear light products. To ensure trouble-free operation, protection is provided against output short circuit, over voltage and over temperature.

◆ Model code

FMS-60-350 N-S CCT LD EXC



◆ Specification

	Constant Current	200mA	250mA	300mA	350mA
Output	Voltage Range	70-200VDC			70-172VDC
	Unload voltage Max.	250VDC			
	Current Accuracy	±5%			
	Output HF current ripple(≥1KHz)	±15%			
	Output LF current ripple(≤120Hz)	±5%			
	SVM	≤0.4			
	Pst	≤1			
	Efficiency(Typ.)	≥92% @Full load ,220-240V			
	CCT funtion	YES/Three-step color temperature adjustment via tact switch			
	Input	Rated input voltage	220-240V		
Range of input voltage		198-264VAC			
Maximum voltage		300VAC@1 h maximum,unit might not operate in this abnormal condition			
Range of input DC voltage(VDC)		176-280VDC			
Frequency(Hz)		0/50/60 Hz			
Displacement factor		≥0.95			
Power Factor		≥0.95 @Full load ,220-240V			
Input Current max		0.38A			
Start-up time		< 0.5S			
No Load Power		≤0.5W			
THD (Typ.)		<10%@Full load ,220-240V			
Protection	Over Load Protection	103-140% YES/Auto Resume			
	Over Voltage Protection	>250V YES/Auto Resume			
	Short circuit Protection	YES/Auto Resume			
capability	Surge capability (L-N)	2KV			
	Surge capability (L/N-Ground)	2KV			
Environment	Operating Temperature	-20°C~+50°C			
	Humidity	20%-90%RH			
	Tc	85°C			
	Storage Temperature	-25°C~+60°C			
	Life time	> 50000h@Tc=75°C,230VAC			
Surface	Noise	≤25dB(A)@20cm			
	Dimension	190X30X21(LXWXH)mm			
Standards	material	metal case			
	Safety	GB19510.1, GB19510.14; IEC61347-1, IEC61347-2-13; EN61347-1, EN61347-2-13, EN62384;AS/NAS 61347-1, AS/NAS 61347-2-13;AS/NZS 61347.1,AS 61347.2.13			

	EMC	GB/T17743, GB17625. 1; EN55015, EN61000-3-2, EN61000-3-3, EN61547; EN55015, EN61000-3-2, EN61000-3-3, EN61547; EN61000-4-5
	ErP	Erp2.0 EU 2019/2020
	RoHS	RoHS (2011/65/EU) (EU)2015/863
Note	<p>1.All parameters not specially mentioned are measured at 230VAC input, full load and 25°C of ambient temperature.</p> <p>2.Ripple & Noise are measured at 20MHz of bandwidth by using a 300mm twisted pair-wire terminated with a 0.1uF & 47 uF parallel capacitor.</p> <p>3.Switch and dimmer are not recommended to connect between this product output and luminaries.</p> <p>4.The over-temperature protection of the product is provided by the IC.</p> <p>5.The DC input for this product is only used for emergency lighting and applies to functional and safety requirements, EMC is not considered.</p> <p>6.EL compatible with IEC 61347-2-13 Annex J, compatible with EN 60598-2-22 emergency lighting fixtures, compatible with EN 50172 central battery system applications.</p> <p>7.All Eaglerise power supply are complied with EMI regulations. Since they are belong to component and will be installed inside system enclosure. When they are integrated into a system, the EMI characteristics of the system must be re-verified again.</p>	

Preliminary

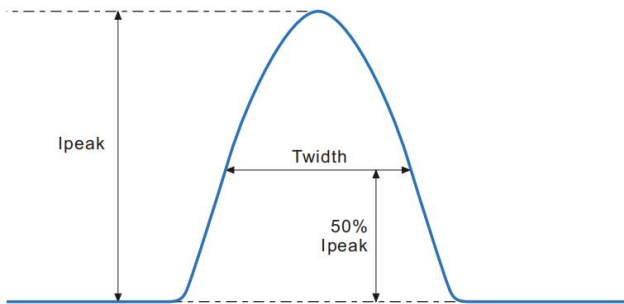
◆ Parameter

Number	Output				Switch position	
	Current (mA)	Voltage (VDC)	Voltage No load (VDC)	Power (W)	1	2
1	200mA	70-200	250	40W	--	--
2	250mA			50W	ON	--
3	300mA			60W	--	ON
*4	350mA	70-172		60.2W	ON	ON

* Factory default

◆ Inrush Current

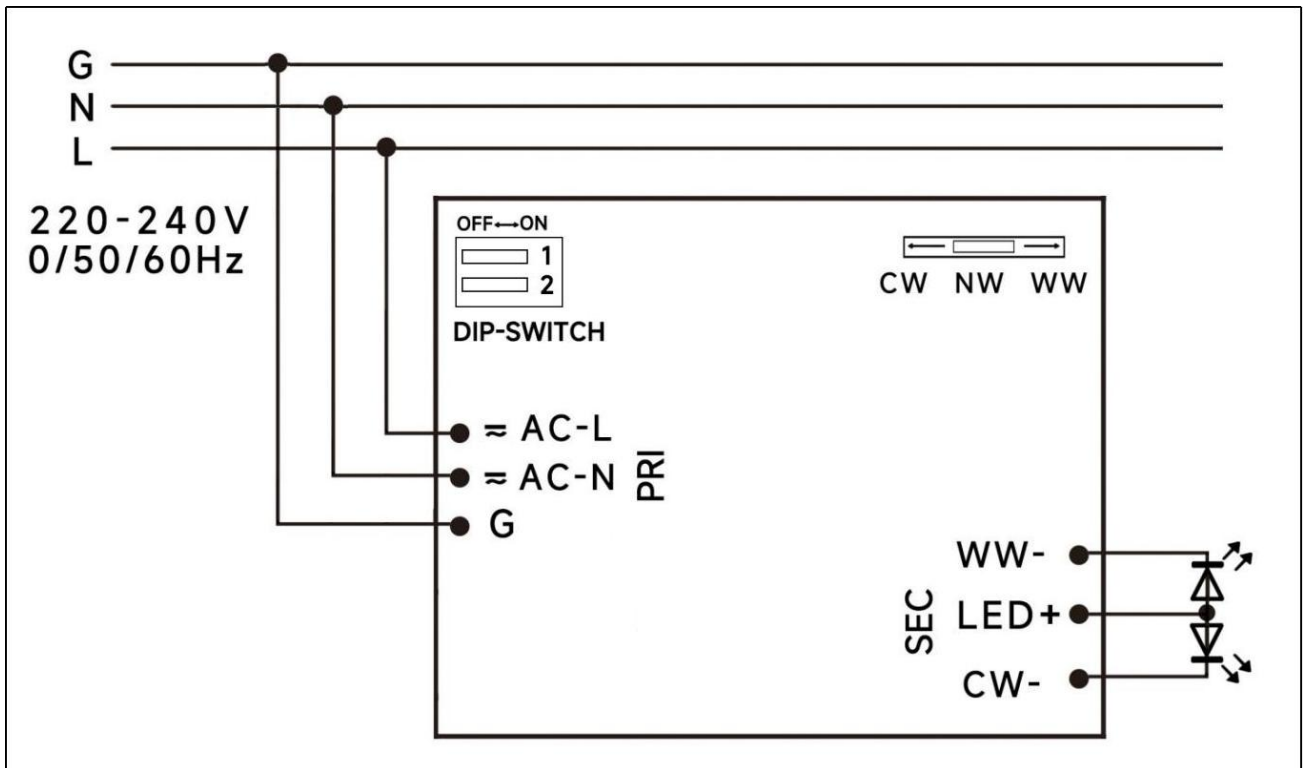
I _{peak}	T _{width}	B10	B16	B20	C10	C16	C20
43.6A	190μs	9pcs	15pcs	19pcs	15pcs	25pcs	31pcs



Remarks:

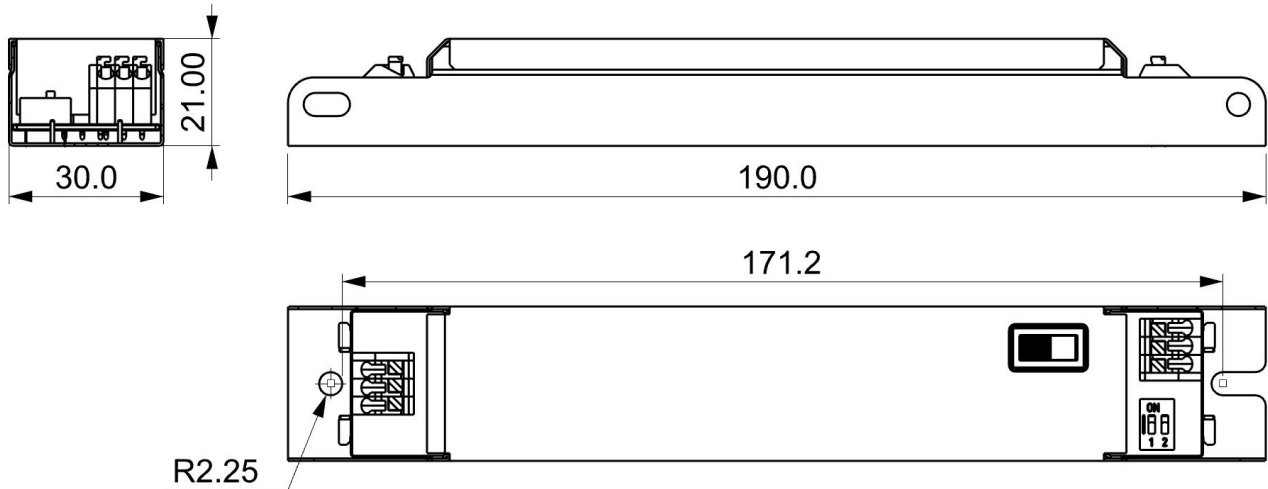
- 1.The number of drives mounted under different MCBs in the table is the maximum value. Please do not exceed this number during installation.
- 2.Different brands and models of miniature circuit breakers, the number of drives mounted will be slightly different.

◆ **Wiring diagram**



Preliminary

◆ 2D diagram



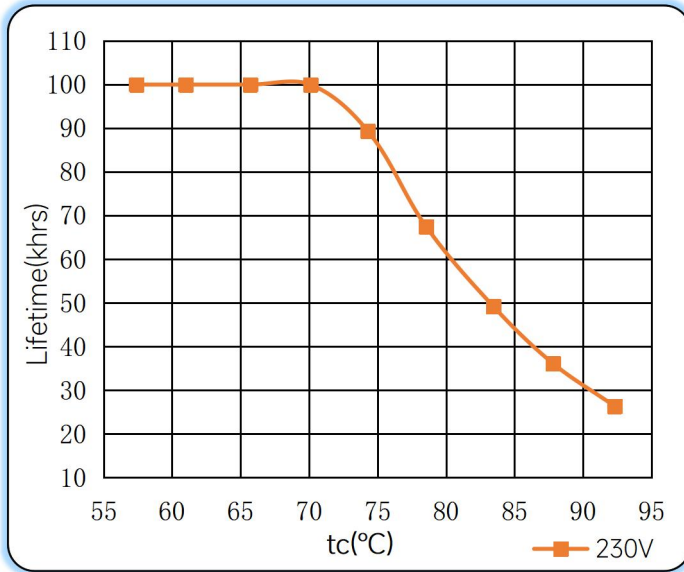
◆ Wiring & Connections

Specification item		Value (Unit)
Input	Input wire cross-section	0.5...1.5 mm ²
	Input wire gauge.	16...20 AWG
	Input wire strip length	7...9mm
Output	Output wire cross-section	0.5...1.5 mm ²
	Output wire gauge.	16...20 AWG
	Output wire strip length	7...9mm

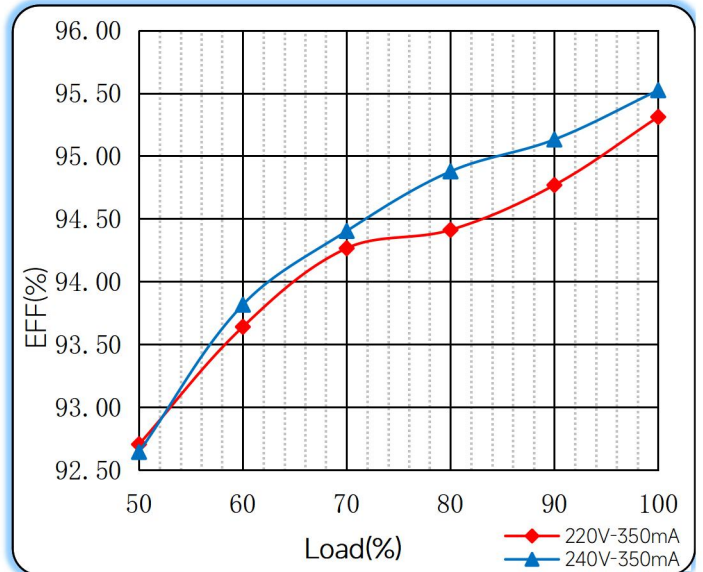
Note: Solid wire is risky to use on an angled terminal. Stranded wire is recommended for this kind of use.

◆ Curve for FMS-60-350 N-S CCT LD EXC, I_o=350mA

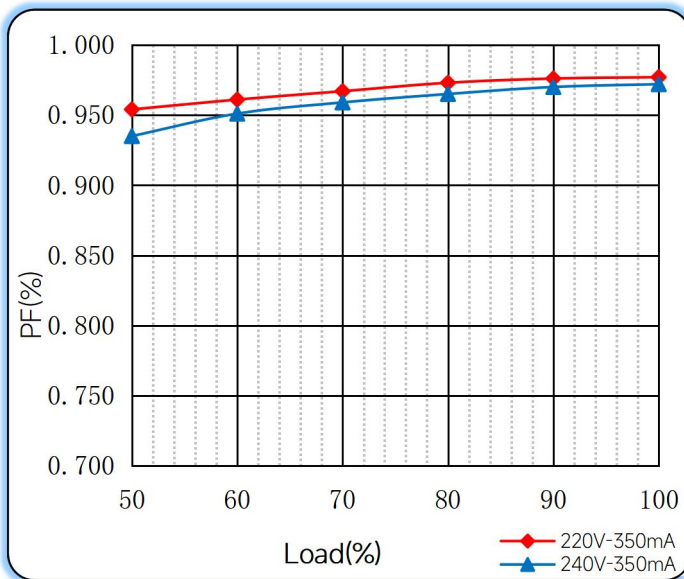
Lifetime vs. Temperature Curve



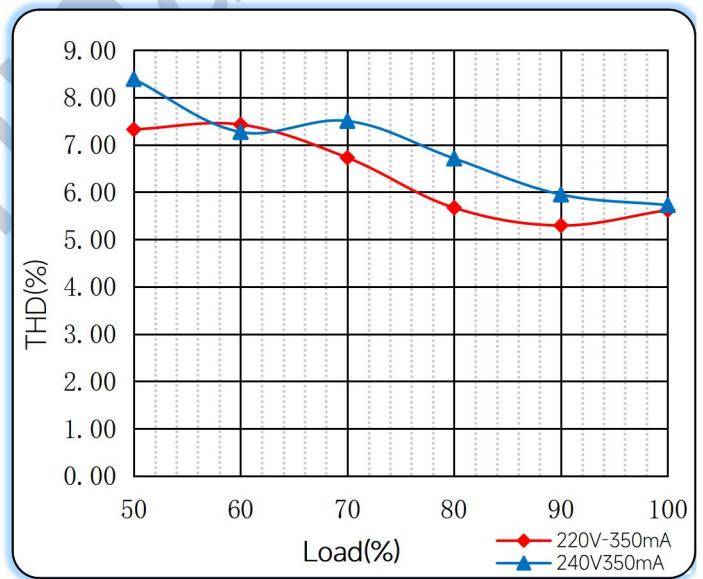
Efficiency vs. Load



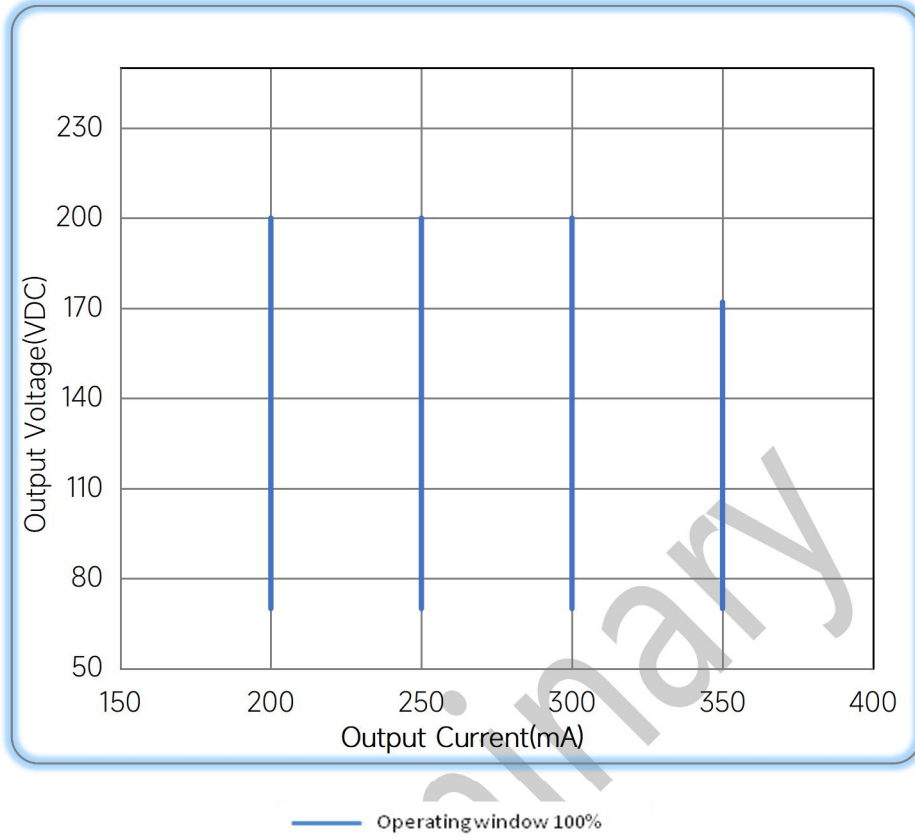
Power Factor Characteristics



THD vs. Load



◆ **Operating window**



◆ **Revision Updates**

ITEM	BEFORE	AFTER	VERSION	DATE
Initial			A	2024/04/27

Remark: The final interpretation of the contents of the specification belongs to Eaglerise Electric & Electronic (China) Co., Ltd.

Tel: +86-0757-86256822, +86-0757-86256831

E-mail: sales@eaglerise.com

Website : <https://lighting.eaglerise.com>



EAGLERISE



Manual