

30W constant Voltage-LS Series



Features

- Class II, SELV, Independent
- Input Voltage 220-240VAC
- Protections: SCP/OLP/OVP/OTP
- Power Factor: ≥ 0.95 (Typ.)
- Efficiency: $\geq 85\%$ (Typ.)
- 5 years warranty

Applications

- LED strips

■ Approve

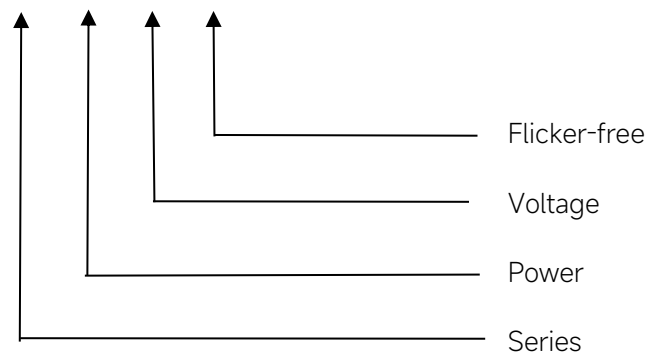


◆ Description

LS-30-XX LI EXC is a 30W constant voltage LED driver that operates from 198-264Vac input with 12V or 24V output voltage. With its compact dimensions from 136 x 38 x 28 mm. It is easy to integrate in LED strips products. To ensure trouble-free operation, protection is provided against output short circuit and over Load.

◆ Model code

LS-30-XX LI EXC



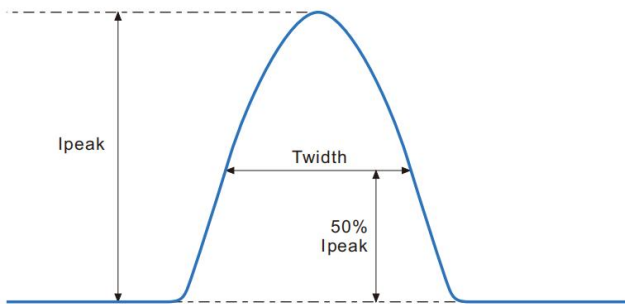
◆ Specification

Output	Constant Voltage	12VDC	24VDC
	Current Range	0-2.5A	0-1.25A
	Voltage Accuracy	±5%	
	Output HF current ripple(≥1KHz)	±1%	
	Output LF current ripple(≤120Hz)	±1%	
	SVM	≤0.4	
	Pst	≤1	
	Efficiency(Typ.)	≥85%@Full load,230V	
Input	Rated input voltage	220-240V	
	Range of input voltage	198-264VAC	
	Range input voltage(VDC)	176-280VDC	
	Frequency(Hz)	0/50/60 Hz	
	Displacement factor	≥0.95	
	Power Factor	≥0.95	
	Input Current max	0.20A	
	Start-up time	< 0.5S	
	No Load Power	≤0.5W	
	THD (Typ.)	< 10%	
Protection	Over Load Protection	105-150% YES/Auto Resume	
	Over Voltage Protection	> 12.6VDC	> 25.2VDC
	Short circuit Protection	YES/Auto Resume	
	Over Temperature Protection	YES/Auto Resume	
capability	Surge capability (L-N)	1KV	
	Surge capability (L/N-Ground)	2KV	
Environment	Operating Temperature	-20°C~+45°C	
	Humidity	20%-90%RH	
	Tc	75°C	
	Storage Temperature	-20°C~+60°C	
	Life time	> 50000h@Tc=75°C	
	Ripple & Noise	≤20dB(A)@20cm	
Surface	Dimension	136X38X28(LXWXH)mm	
	material	PC	
Standards	Safety	GB19510. 1, GB19510. 14;IEC61347- 1, IEC61347-2- 13;EN61347- 1, EN61347-2-13;EN62384;	
	EMC	GB/T17743, GB17625. 1;EN55015, EN61000-3-2, EN61000-3-3, EN61547;EN61000-4-5;EN61000-4-2,3,4,5,6,8,11, EN61547	

	Energy Efficiency	Erp2.0 EU 2019/2020
	RoHS	RoHS (2011/65/EU) (EU)2015/863
Note	1.All parameters NOT specially mentioned are measured at 240VAC input , full load and 25°C of ambient temperature. 2.Ripple & Noise are measured at 20MHz of bandwidth by using a 300mm twisted pair-wire terminated with a 0.1uF & 47 uF parallel capacitor. 3.Switch and dimmer are not recommended to connect between this product output and luminaries.	

◆ Inrush Current

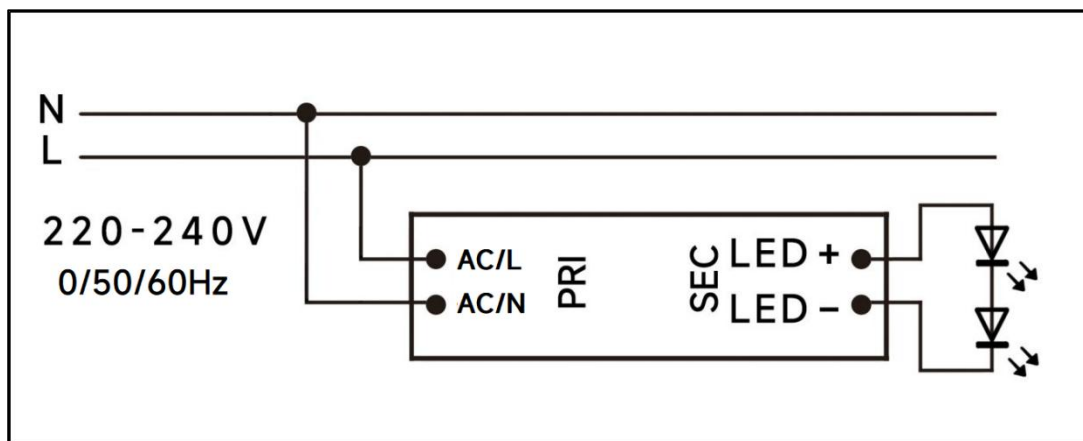
I _{peak}	T _{width}	B10	B16	B20	C10	C16	C20
18.6A	144μs	31pcs	49pcs	62pcs	40pcs	64pcs	80pcs



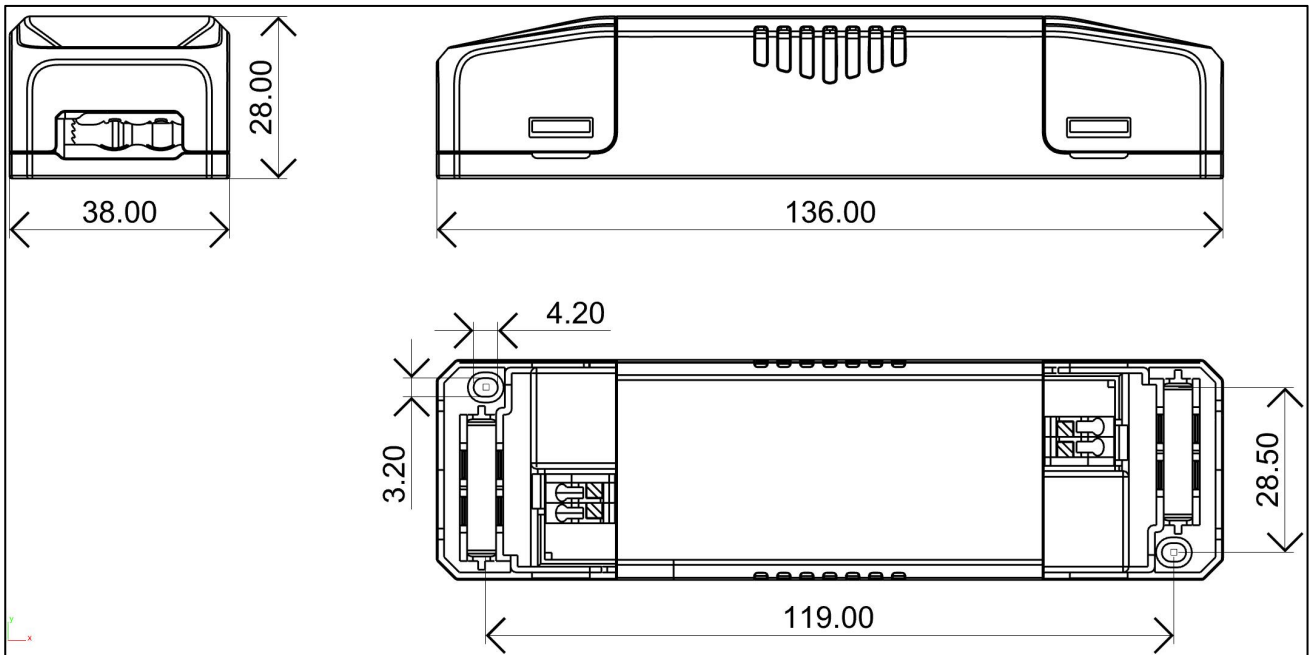
Remarks:

- 1.The number of drives mounted under different MCBs in the table is the maximum value. Please do not exceed this number during installation.
- 2.Different brands and models of miniature circuit breakers, the number of drives mounted will be slightly different.

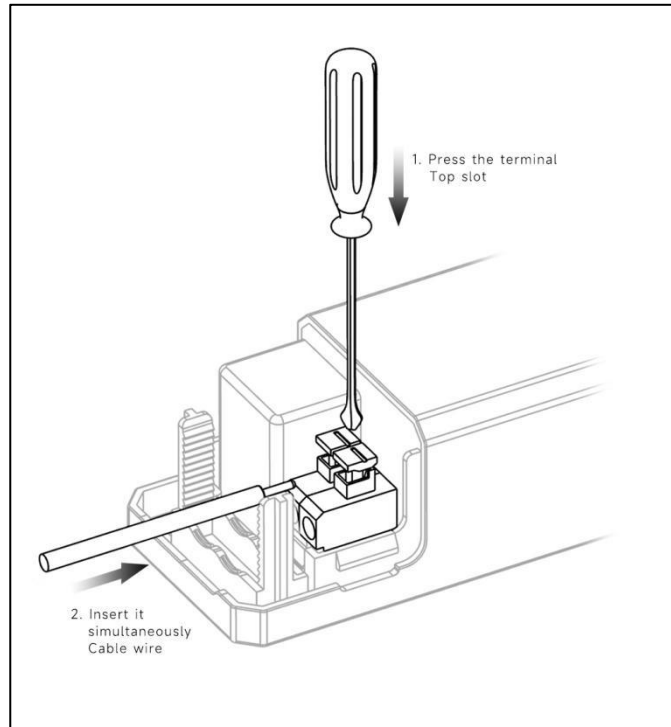
◆ Wiring diagram



◆ 2D diagram



Termina

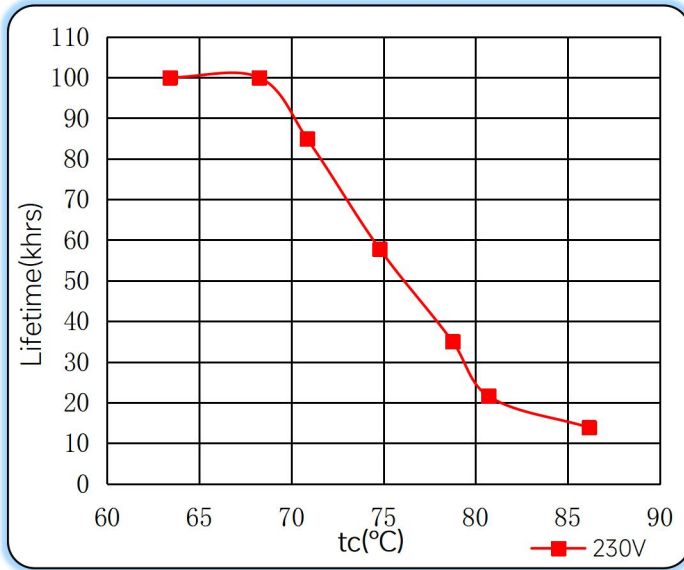


◆ Wiring & Connections

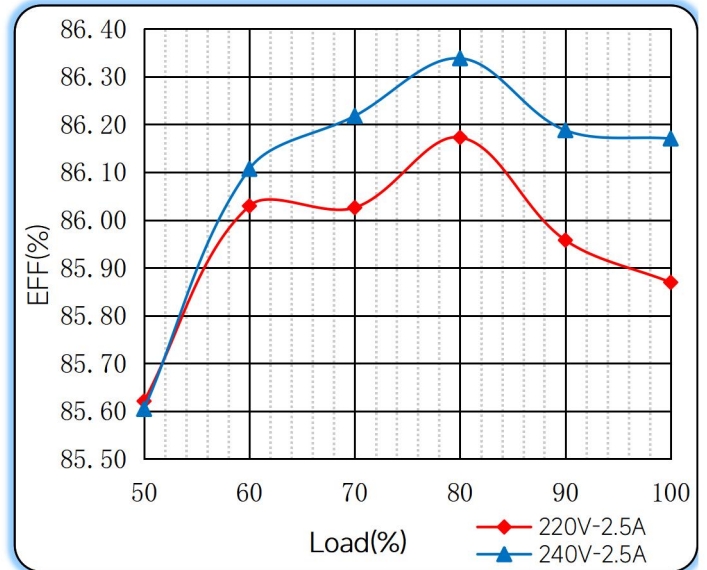
	Specification item	Value (Unit)
Input	Input wire cross-section	0.5...1.5 mm ²
	Input wire gauge.	16...20 AWG
	Input wire strip length	7...9mm
Output	Output wire cross-section	0.5...1.5 mm ²
	Output wire gauge.	16...20 AWG
	Output wire strip length	7...9mm

◆ **Curve for LS-30-12 LI EXC**

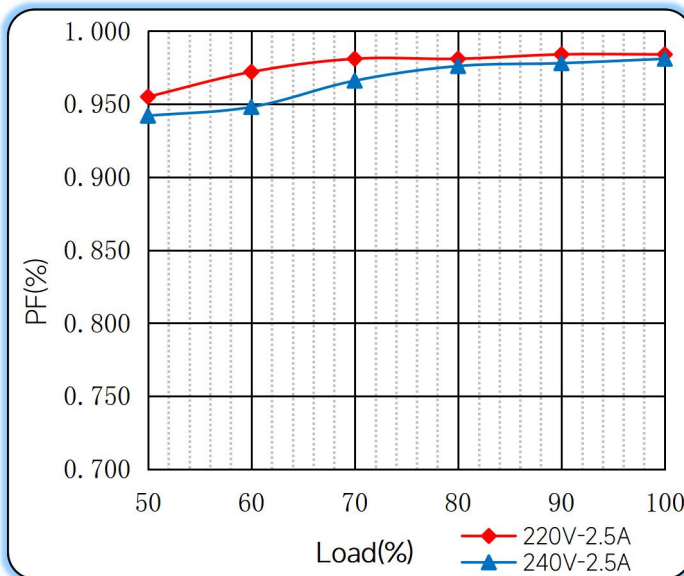
Lifetime vs. Temperature Curve



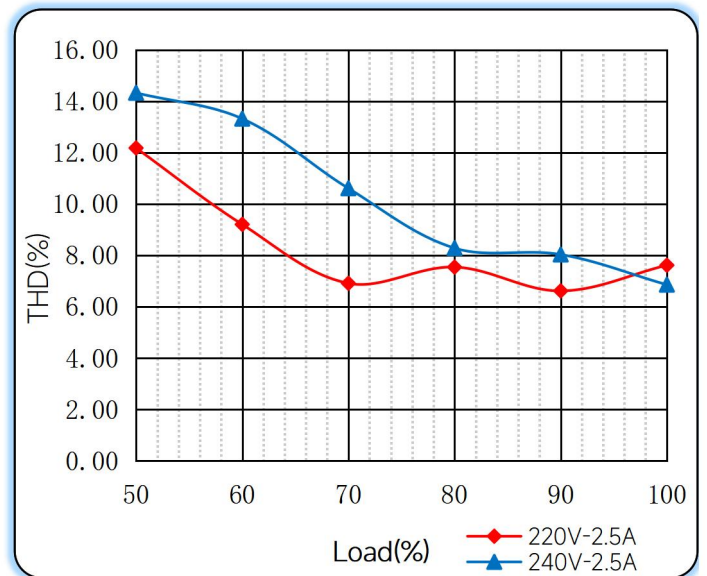
Efficiency vs. Load



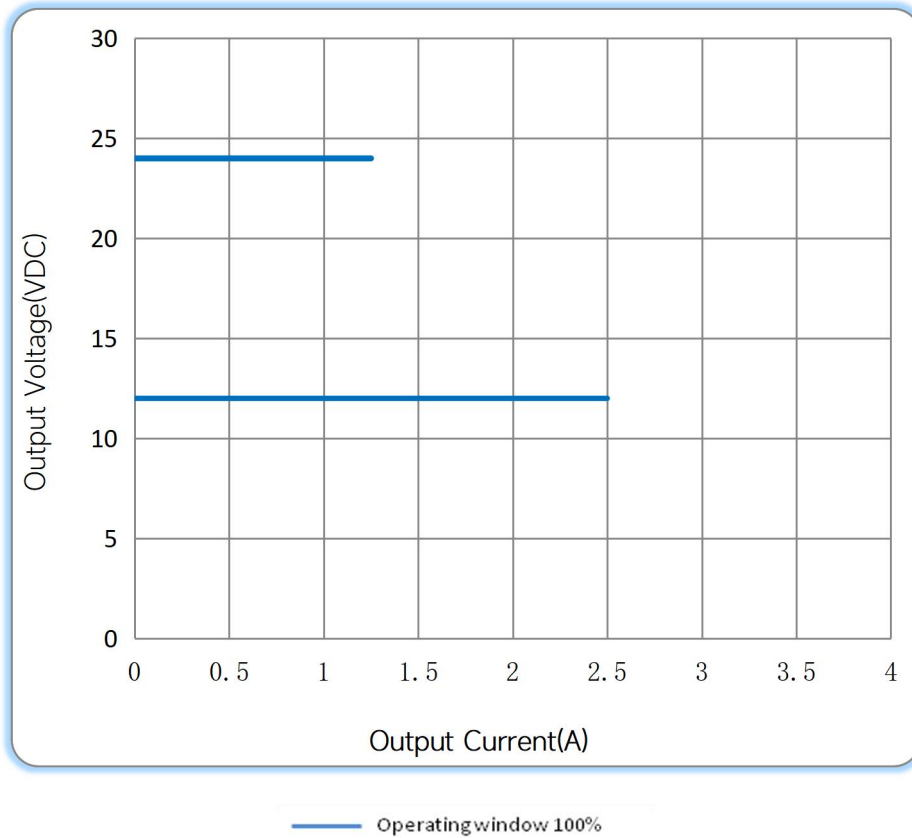
Power Factor Characteristics



THD vs. Load



◆ Operating window



◆ Revision Updates

ITEM	BEFORE	AFTER	VERSION	DATE
Initial			A	2023/07/12

Remark: The final interpretation of the contents of the specification belongs to Eaglerise Electric & Electronic (China) Co., Ltd.

Tel: +86-0757-86256822, +86-0757-86256831

E-mail: sales@eaglerise.com

Website : <https://lighting.eaglerise.com>



EAGLERISE



Manual