

100W DALI + PUSH+NFC Dimming power supply



Features

- Class I, Non-Isolated design, Built-in
- Input Voltage 220-240VAC
- Protections: SCP/OLP/OVP/OTP
- Power Factor : 0.95
- Efficiency : 93%
- Adjustable Output Current with NFC
- Support DALI-2, Push Dimming
- DALI maintainace(Part 251,252,253)
- Constant Lumen Output (CLO)
- 5 years warranty

Applications

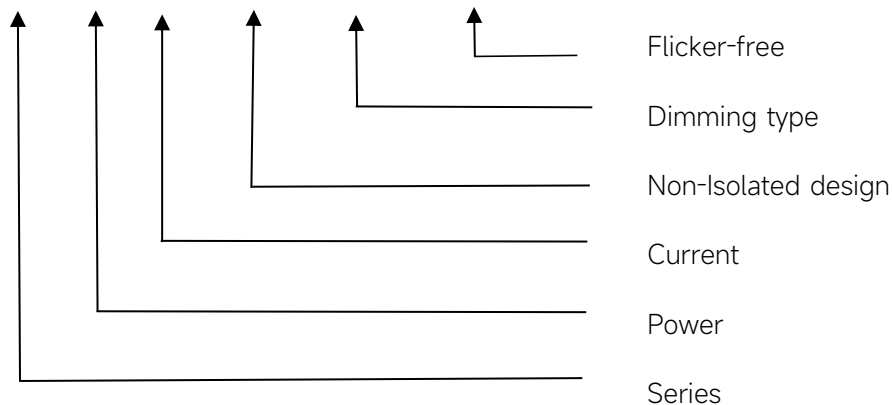
- Linear light

◆ Description

FMS-100-700 N-S DALI-2 LN is a 100W constant current LED driver that operates from 198-264Vac input with 200 to 700mA output current and a forward voltage range from 64 to 300Vdc. The output current is adjustable by NFC. With it's compact dimensions from 360x30x21mm. It is easy to integrate in linear light products. To ensure trouble-free operation, protection is provided against output short circuit and over Load.

◆ Model code

FMS-100-700 N-S DALI-2 LN



◆ Specification

Output	Constant Current	200-700mA
	Voltage Range	64-300VDC
	Unload voltage Max.	<350V RMS
	Current Accuracy	±5%
	Output HF current ripple(≥1KHz)	±15%
	Output LF current ripple(≤120Hz)	±3%
	SVM	≤0.01@Full Load
	P _{st}	≤0.05@Full Load
	Efficiency(Typ.)	93%@Full Load,230V
Input	Rated input voltage	220-240VAC
	Range of input voltage	198-264VAC
	Rated input voltage(DC)	198-280VDC
	Frequency(Hz)	0/50/60 Hz
	Displacement factor	≥0.9
	Power Factor	>0.95@Full Load,230V
	Input Current	0.65A max.
	Start-up time	< 0.7S
	No Load Power	≤0.5W
	Standby Power	≤0.5W
	Network standby power	≤0.5W
	THD (Typ.)	10%@Full Load,230V
Dimming	Dimming	YES
	Dimming mode	DALI-2 (IEC 62386-101,102,207,251,252,253) & Push Dimming (Corridor Function)
	Dimming depth	1%
	Dimming current range	1 ~100%
Protection	Over Load Protection	103-120% YES/Latch off
	Over Voltage Protection	<350V RMS YES/Latch off
	Short circuit Protection	YES/Latch off
	Over Temperature Protection	YES/Auto Resume
Environment	Operating Temperature	-25°C~+60°C
	Humidity	20%-90%RH
	T _c	85°C
	Storage Temperature	-25°C~+60°C
	Lifetime	>50000h,@T _c =75°C

Surface	Dimension	360x30x21(LXWXH)mm
Standards	EN61347-2- 13;EN61347- 1, EN61347-2- 13, EN62384;EN55015, EN61000-3-2, EN61000-3-3, EN61547	
Others	ErP	EU 2019/2020
	RoHS	RoHS (2011/65/EU) (EU)2015/863
DALI performance	EN 62386-101 (DALI-2) EN 62386-102 (DALI-2) EN 62386-207 (DALI-2,including part251,252,253)	
Note	<p>1.All parameters NOT specially mentioned are measured at 230VAC input , full load and 25°C of ambient temperature.</p> <p>2.Ripple & Noise are measured at 20MHz of bandwidth by using a 300mm twisted pair-wire terminated with a 0.1uF & 47 uF parallel capacitor.</p> <p>3.The DC input for this product is only used for emergency lighting and applies to functional and safety requirements, EMC is not considered.</p> <p>4.Switch and dimmer are not recommended to connect between this product output and luminaries.</p>	

◆ Parameter

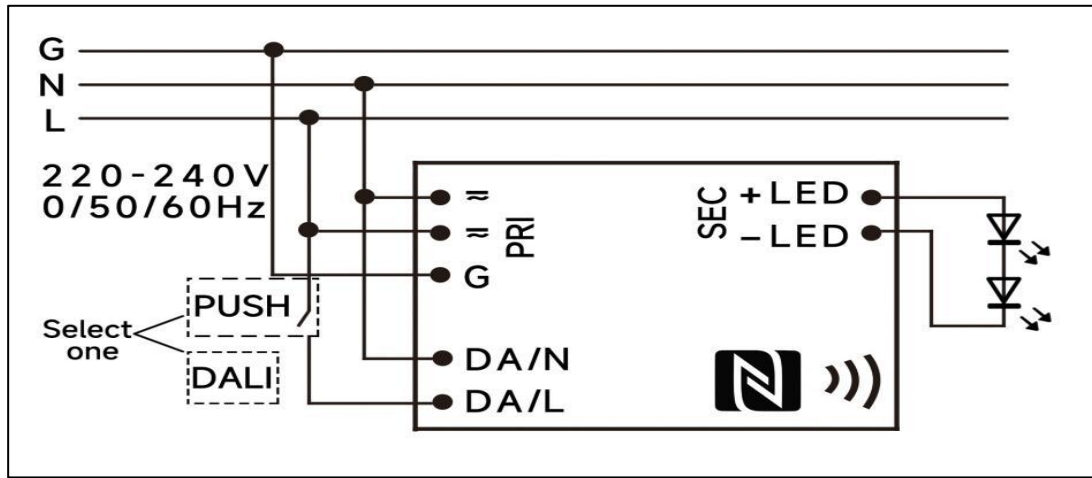
Number	Output			
	Current (mA)	Voltage (VDC)	Voltage No load (VDC)	Power (W)
*1	200mA	64-300VDC	350	60
2
3	330mA	64-300VDC	350	99
4
5	700mA	64-142VDC	350	100

* Factory default


◆ Circuit Breaker

I _{peak}	T _{width}	B10	B16	B20	C10	C16	C20
40.6A	284μs	6pcs	11pcs	13pcs	11pcs	18pcs	23pcs

◆ Wiring diagram



◆ 2D diagram

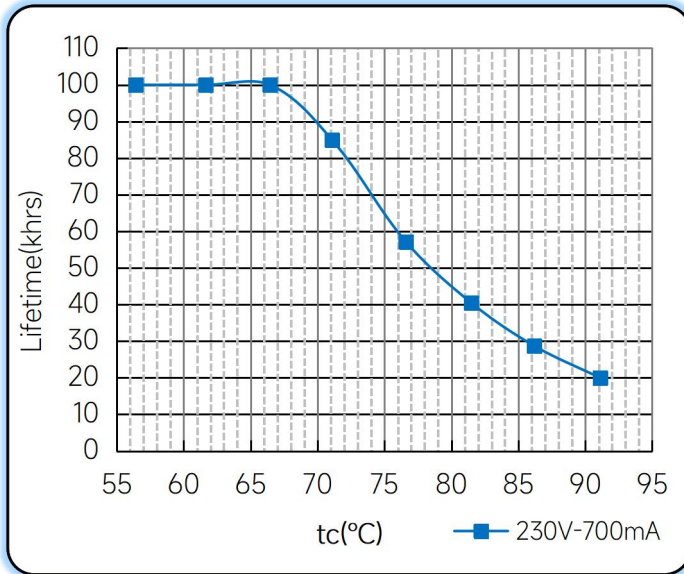


◆ Wiring & Connections

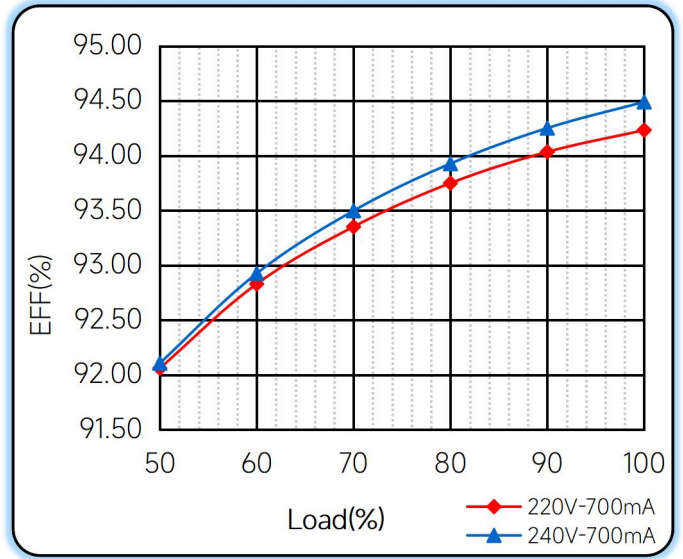
Specification item		Value (Unit)
Input	Input wire cross-section	0.5...1.5 mm ²
	Input wire gauge.	16...20 AWG
	Input wire strip length	7...9mm
Output	Output wire cross-section	0.5...1.5 mm ²
	Output wire gauge.	16...20 AWG
	Output wire strip length	7...9mm

◆ Curve for FMS-100-700 N-S DALI-2 LN, $I_o=700mA$

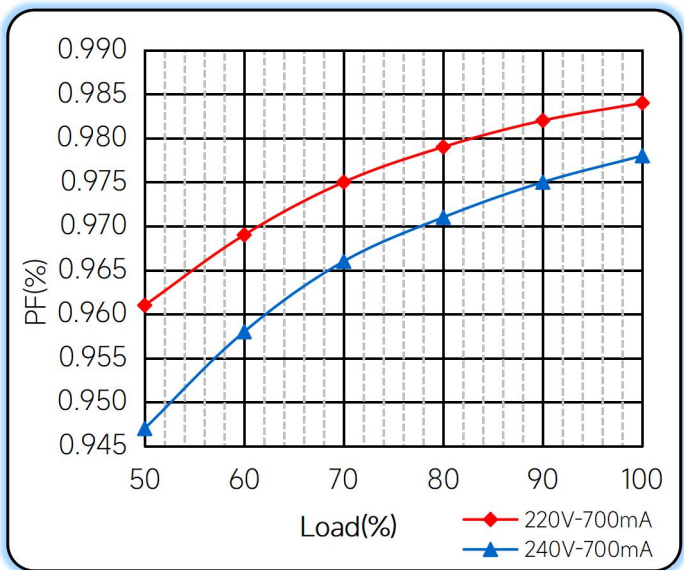
Lifetime vs. Temperature Curve



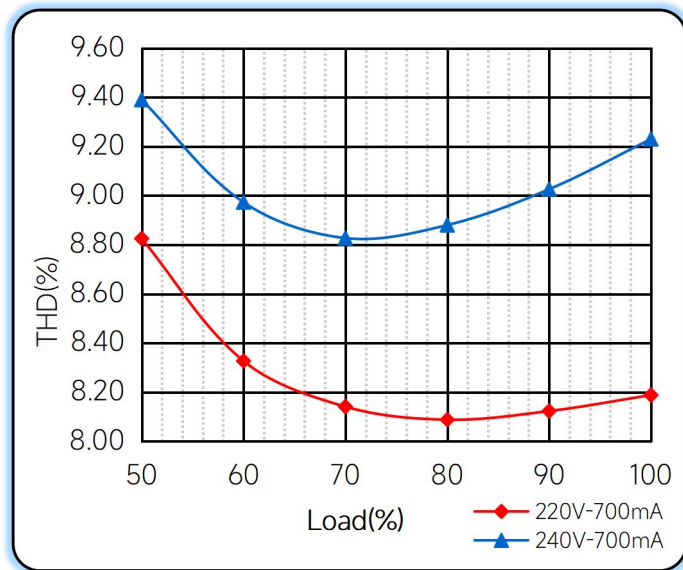
Efficiency vs. Load



Power Factor Characteristics



THD vs. Load



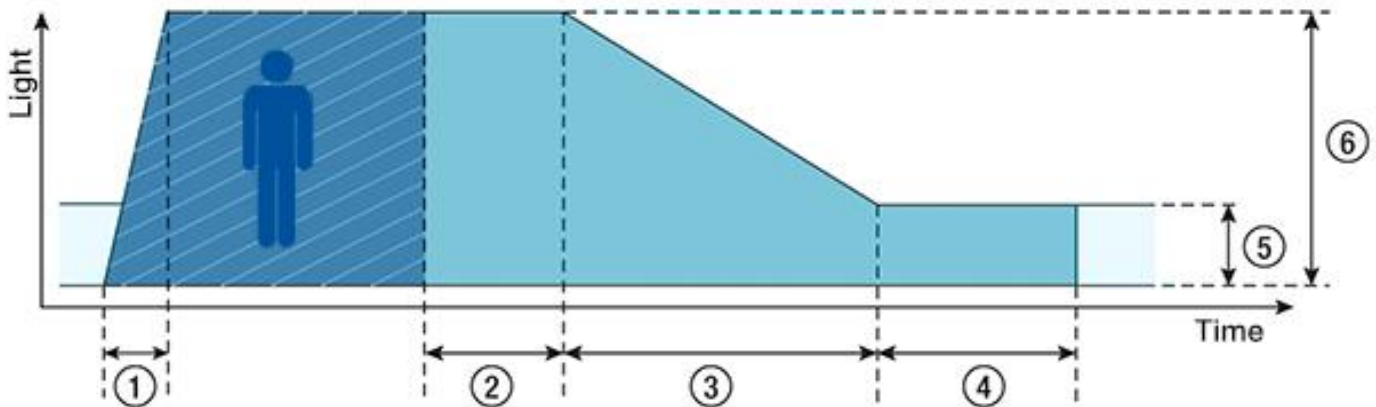
◆ Push dimming operation

Action	Action duration	Function
Short push	<0.5s	Turn on/off
Short push twice	<0.5s	LED on: Save current brightness level LED off: Delete saved level and turn on at 100% brightness
Short push five times	<3s	Quit Corridor mode
Long push	0.5-14s	Dimming up or down
Long push	15s-2mins	Sync all LEDs to be 100% brightness
Long push	>2mins	Enter Corridor mode - LED keep 100% brightness for 2mins. Then brightness will turn to be 10% within 32s if no action during 2mins 100% brightness.

Note:

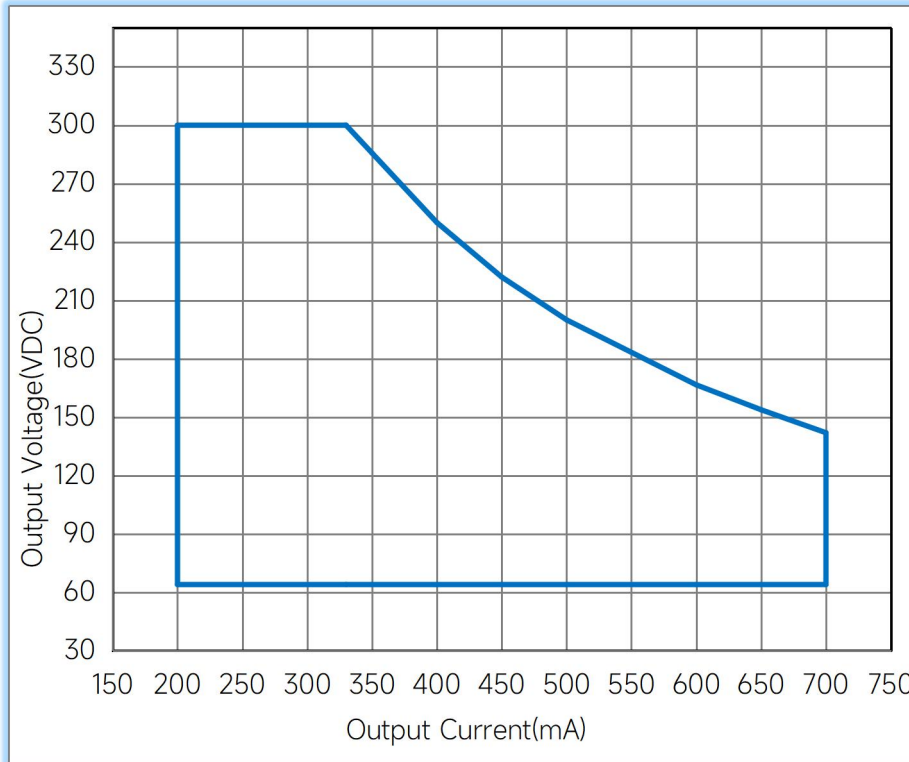
- 1.The factory default brightness is at 100%.
- 2.Up to 30 drivers can perform the PUSH dimming at the same time when utilizing one common push button
- 3.The maximum length of the cable from the push button to the last driver is 200 meters.

◆ Corridor mode



- ◆ ① **Fade-in time(0.5s)**: the time that starts as soon as the presence of a person is detected. During the fade-in time the luminous intensity is faded up to the presence value.
- ◆ ② **Run-on time(120s)**: the time that starts as soon as the presence of a person is no longer detected. If the presence of a person is detected again during the run-on time the run-on time is restarted from zero. If no presence is detected during the run-on time the fade time is started as soon as the run-on time expires.
- ◆ ③ **Fade time(32s)**: the time during which the luminous intensity is faded from the presence value to the absence value.
- ◆ ④ **Switch-off delay (Never Off)**: the time during which the absence value is held before the lighting is switched off. Depending on the profile selected the switch-off delay may have different values or may not be defined.
- ◆ ⑤ **Absence value(default: 10 %)**: the luminous intensity when there is no person present.
- ◆ ⑥ **Presence value (default: 100 %)**: the luminous intensity when persons are present.

◆ **Operating window**



— Operating window 100%

◆ **Revision Updates**

ITEM	BEFORE	AFTER	VERSION	DATE
Initial			A	2022/05/15
Start-up time	0.5S	0.7S	B	2022/08/12
update software			C	2024/01/22

Tel: +86-0757-86256822, +86-0757-86256831

E-mail: sales@eaglerise.com

Website : <https://lighting.eaglerise.com>



EAGLERISE



Manual