


30W FDS-DALI-2 Dimming power supply



■ Approve



Features

- Class II,SELV,Built-in
- Input Voltage 220-240VAC
- Protections: SCP/OLP/OVP/OTP
- Power Factor: 0.5C-0.98
- Efficiency: $\geq 85\%$
- Adjustable Output Current with dip-switch
- Support DALI-2
- 5 years warranty

Applications

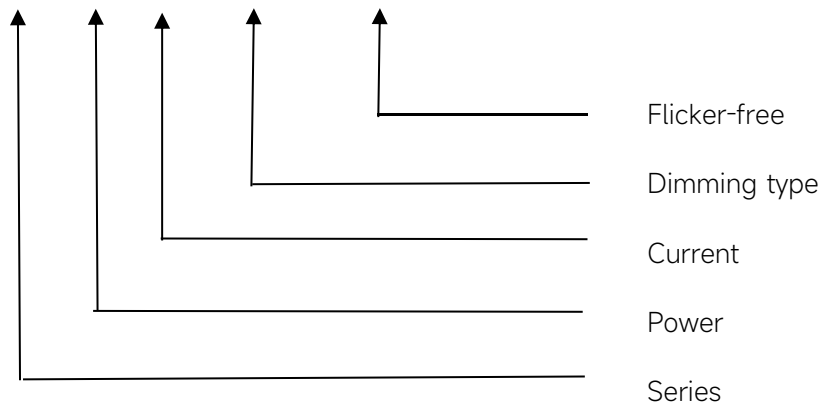
- Track light

◆ Description

FDS-30-700 DALI-2 LD is a 30W constant current LED driver that operates from 198-264Vac input with 350mA to 700 mA output current and a forward voltage range from 9 to 42Vdc. The output current is adjustable by DIP Switch. With it's compact dimensions from 248 x 31 x 45 mm. It is easy to integrate in track light products. To ensure trouble-free operation, protection is provided against output short circuit and over Load.

◆ Model code

FDS-30-700 DALI-2 LD



◆ Specification

	Constant Current (mA)	350	400	450	500	550	600	650	700
Output	Voltage Range (VDC)	9-42VDC							
	Unload voltage Max.	55VDC							
	Current Accuracy	±5%							
	Output HF current ripple(≥1KHz)	±10%							
	Output LF current ripple(≤120Hz)	±3%							
	SVM	≤0.4							
	P _{st}	≤1							
	Efficiency(Typ.)	≥85%@Full load,230V							
	Input	Rated input voltage	220-240VAC						
Range of input voltage		198-264VAC							
Range input voltage(DC)		198-280VDC							
Frequency(Hz)		0/50/60 Hz							
Displacement factor		≥0.9							
Power Factor		0.5C-0.98							
Input Current		0.19A							
Start-up time		< 0.5S							
No Load Power		≤0.5W							
Standby Power		≤0.5W							
Network standby power		≤0.5W							
THD (Typ.)		<10%@Full load,230V							
Dimming	Dimming	YES							
	Dimming mode	DALI-2 (IEC 62386-101,102,207)							
	Dimming depth	1%							
	Dimming current range	1 ~100%							
Protection	Over Load Protection	103-120% YES/Latch off							
	Over Voltage Protection	> 55VDC YES/Latch off							
	Short circuit Protection	YES/Latch off							
	Over Temperature Protection	YES/Auto Resume							
Environment	Operating Temperature	-20°C~-+35°C							
	Humidity	20%-90%RH							
	Tc	75°C							
	Storage Temperature	-20°C~-+60°C							
	Lifetime	>50000h,@Tc=75°C							
Surface	Dimension	248X31X45(LXWXH)mm							

Standards	EN 61347-1,EN 61347-2-13(CE-LVD,ENEC) IEC 61347-1,IEC 61347-2-13(CB) EN 62384(ENEC) EN IEC 55015,EN IEC 61000-3-2,EN 61000-3-3(CE-EMC,) EN 61547(CE-EMC)	
Others	ErP	EU 2019/2020
	RoHS	RoHS (2011/65/EU) (EU)2015/863
Note	1.All parameters NOT specially mentioned are measured at 230VAC input , full load and 25°C of ambient temperature. 2.Ripple & Noise are measured at 20MHz of bandwidth by using a 300mm twisted pair-wire terminated with a 0.1uF & 47 uF parallel capacitor. 3.Switch and dimmer are not recommended to connect between this product output and luminaries. 4.The DC input for this product is only used for emergency lighting and applies to functional and safety requirements, EMC is not considered.	

◆ Parameter

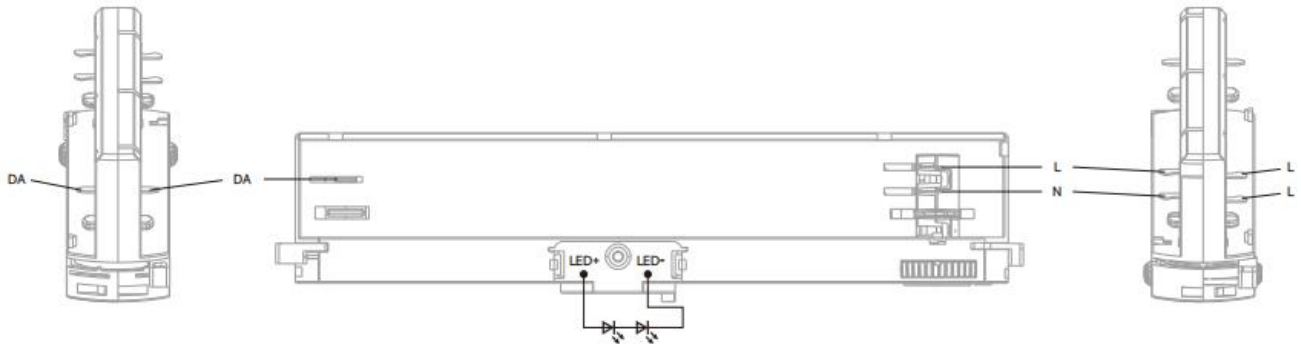
Number	Current(mA)	Switch position		
		1	2	3
1	350mA	--	--	--
2	400mA	ON	--	--
3	450mA	--	ON	--
4	500mA	ON	ON	--
5	550mA	--	--	ON
6	600mA	ON	--	ON
7	650mA	--	ON	ON
*8	700mA	ON	ON	ON

* Factory default

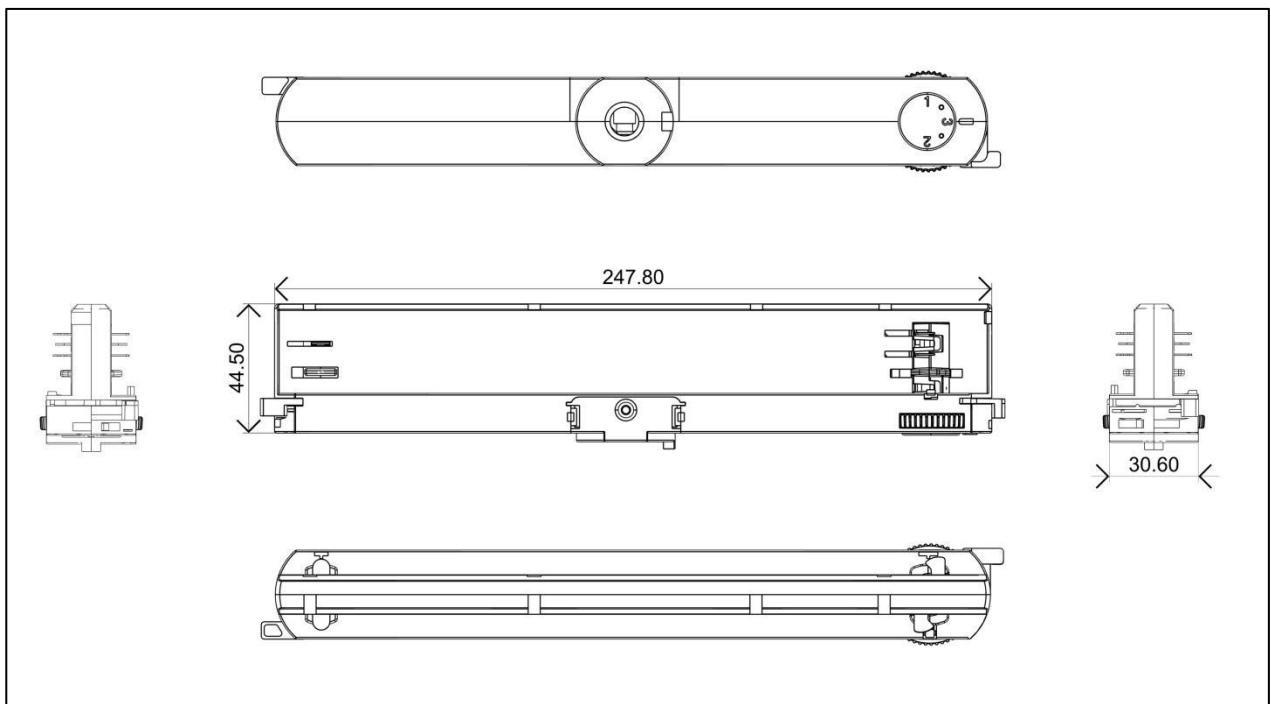
◆ Circuit Breaker

I ^{peak}	T ^{width}	B10	B16	B20	C10	C16	C20
17.6A	101.1μs	30pcs	49pcs	61pcs	30pcs	49pcs	61pcs

◆ **Wiring diagram**



◆ **2D diagram**

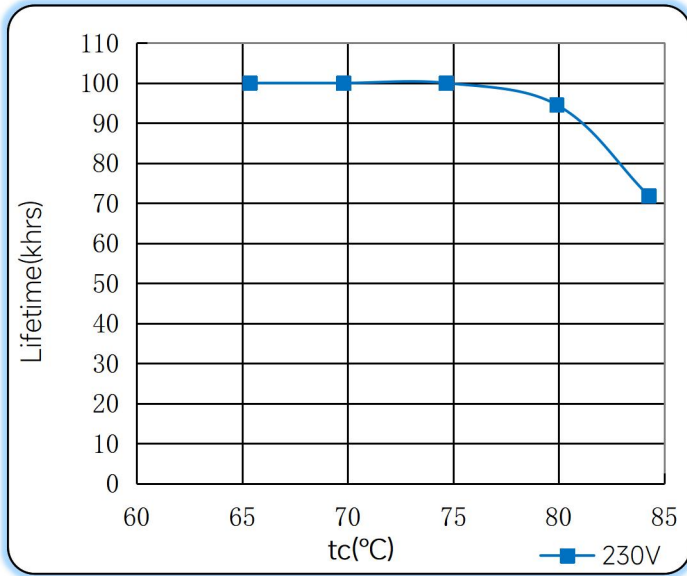


◆ **Wiring & Connections**

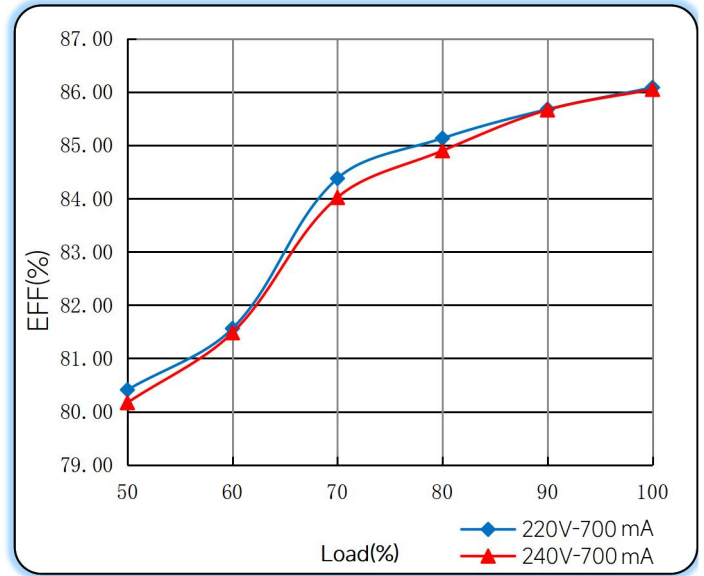
Specification item		Value (Unit)
Output	Output wire cross-section	0.5...1.5 mm ²
	Output wire gauge.	16...20 AWG
	Output wire strip length	8...9mm

◆ Curve for FDS-30-700 DALI-2 LD, I_o=700mA

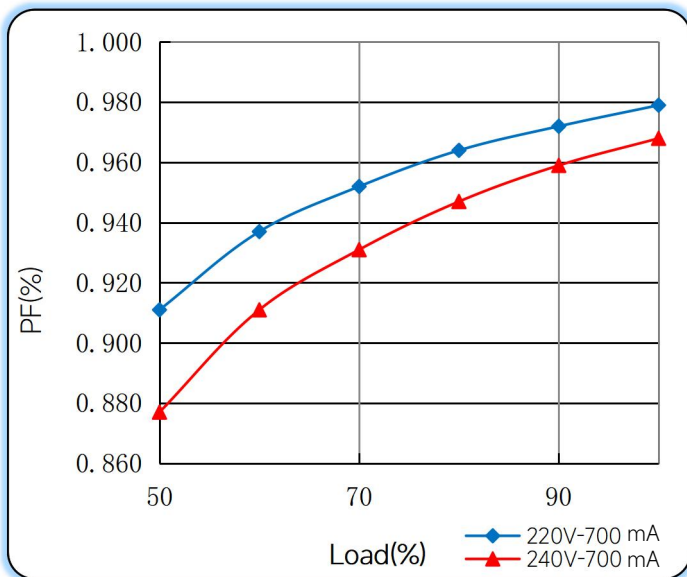
Lifetime vs. Temperature Curve



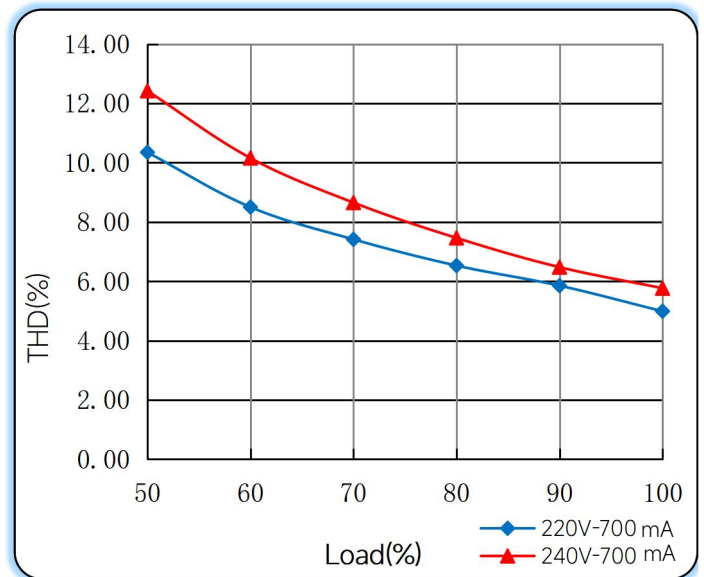
Efficiency vs. Load



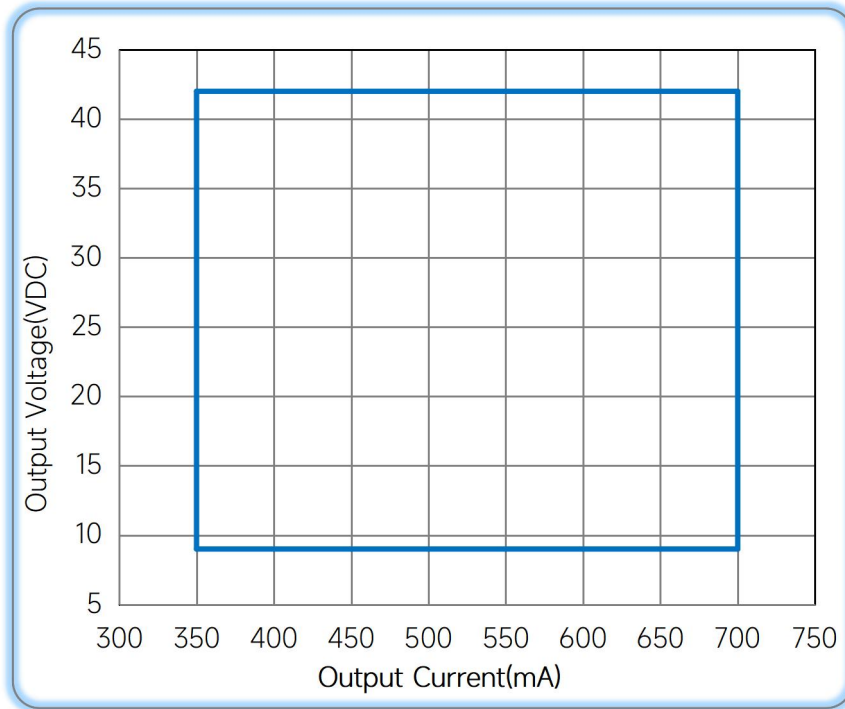
Power Factor Characteristics



THD vs. Load



◆ **Operating window**



— Operating window 100%

◆ **Revision Updates**

ITEM	BEFORE	AFTER	VERSION	DATE
Initial			A	2022/10/24
Updated			B	2023/03/09

Tel: +86-0757-86256822, +86-0757-86256831

E-mail: sales@eaglerise.com

Website : <https://lighting.eaglerise.com>



EAGLERISE



Manual