

42W Blue+Push Dimming power supply



■ Approve

CASAMBI

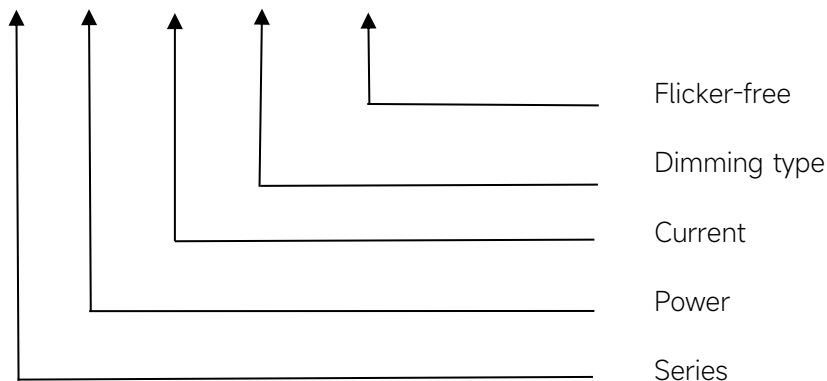
CE EL SELV

◆ Description

FLS-42-1050 Blue LA-CSB is a 42W constant current LED driver with 700 to 1050mA output current and a forward voltage range from 9 to 52Vdc. The output current is adjustable by DIP Switch. With its dimensions from 97 x 43 x 30mm. It is easy to integrate in Ceiling light and down light products. To ensure trouble-free operation, protection is provided against output short circuit and over Load.

◆ Model code

FLS-42-1050 Blue LA-CSB



Features

- Class II, SELV, Built-in
- Input Voltage: 220-240VAC
- Protections: SCP/OLP/OVP/OTP
- Power Factor: 0.95(Typ.)
- Efficiency: 86%(Typ.)
- 5 years warranty
- IP20

Applications

- LED panel, LED down light, Ceiling light

◆ Specification

	Constant Current (mA)	700mA	750mA	1000mA	1050mA
Output	Voltage Range(VDC)	9-52VDC	9-52VDC	9-42VDC	9-40VDC
	Unload voltage Max.(VDC)	60 VDC				
	Current Accuracy	±5%@220-240VAC				
	Output HF current ripple(≥1KHz)	±3%@Full Load,240VAC				
	Output LF current ripple(≤120Hz)	±3%@Full Load,240VAC				
	SVM	≤0.4@Full Load				
	P _{st}	≤1@Full Load				
	Efficiency(Typ.)	≥86% @220-240VAC, full load				
	Input	Rated input voltage(VAC)	220-240VAC			
Range of input voltage(VAC)		176-264VAC				
Range of input voltage(VDC)		176-280VDC				
Frequency(Hz)		0/50/60 Hz				
Displacement factor		≥0.9				
Power Factor		> 0.95@220-240VAC, full load				
Input Current max		0.34A MAX. @Full Load,176VAC				
Start-up time		< 0.5S				
No Load Power		≤0.5W				
Standby Power		≤0.5W				
Network standby power		≤0.5W				
THD (Typ.)		<10% @220-240VAC, full load				
Dimming	Dimming	YES				
	Dimming mode	Bluetooth (CASMBI)				
	Dimming depth	1%				
	Dimming current range	7mA~100%, ON/OFF, Push				
Protection	Over Load Protection	103-120%				
		Protection type: Auto Resume				
	Over Voltage Protection	> 60VDC				
		Protection type: Auto Resume				
	Short circuit Protection	Protection type: Auto Resume				
	Over Temperature Protection	Protection type: Auto Resume				
Environment	Operating Temperature	-25°C...+45°C				
	Humidity	20%-95%RH				
	T _c	85°C				
	Storage Temperature	-25°C...+60°C				
	Life time	> 50,000h@T _c =80°C				
Surface	Dimension	97X43X30mm With side caps :131X43X30mm				

Standards	EN 61347-1; EN61347-2-13; EN62384;EN55015; EN61000-3-2 Class C; EN61000-3-3; EN 61547; EN 61000-4-2; EN 61000-4-5 —1000V;	
Others	ErP	EU 2019/2020
	RoHS	RoHS (2011/65/EU) (EU)2015/863
Note	<p>1.All parameters not specially mentioned are measured at 230VAC input , full load and 25°C of ambient temperature.</p> <p>2.Ripple & Noise are measured at 20MHz of bandwidth by using a 300mm twisted pair-wire terminated with a 0.1uF & 47 uF parallel capacitor.</p> <p>3.The DC input for this product is only used for emergency lighting and applies to functional and safety requirements, EMC is not considered.</p> <p>4.Data are typical values obtained from test samples</p> <p>5.Switch and dimmer are not recommended to connect between this product output and luminaries</p>	

◆ Parameter

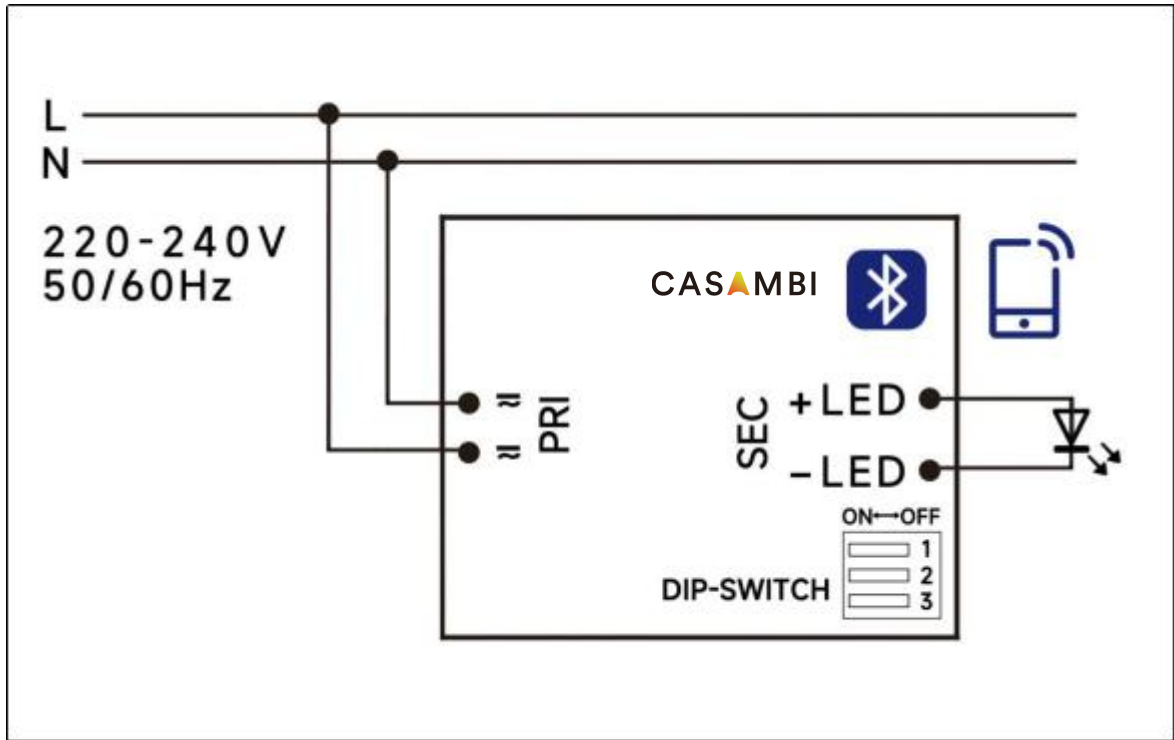
Number	Output				Switch position			
	Current (mA)	Voltage (VDC)	Voltage No load (VDC)	Power (W)	1	2	3	
1	700mA	9-52VDC	60	36.4W	--	--	--	
2	750mA			39W	ON	--	--	
3	800mA			41.6W	--	ON	--	
4	850mA			9-49VDC	41.7W	ON	ON	--
5	900mA			9-47VDC	42.3W	--	--	ON
6	950mA			9-44VDC	41.8W	ON	--	ON
7	1000mA			9-42VDC	42W	--	ON	ON
*8	1050mA			9-40VDC	42W	ON	ON	ON

* Factory default

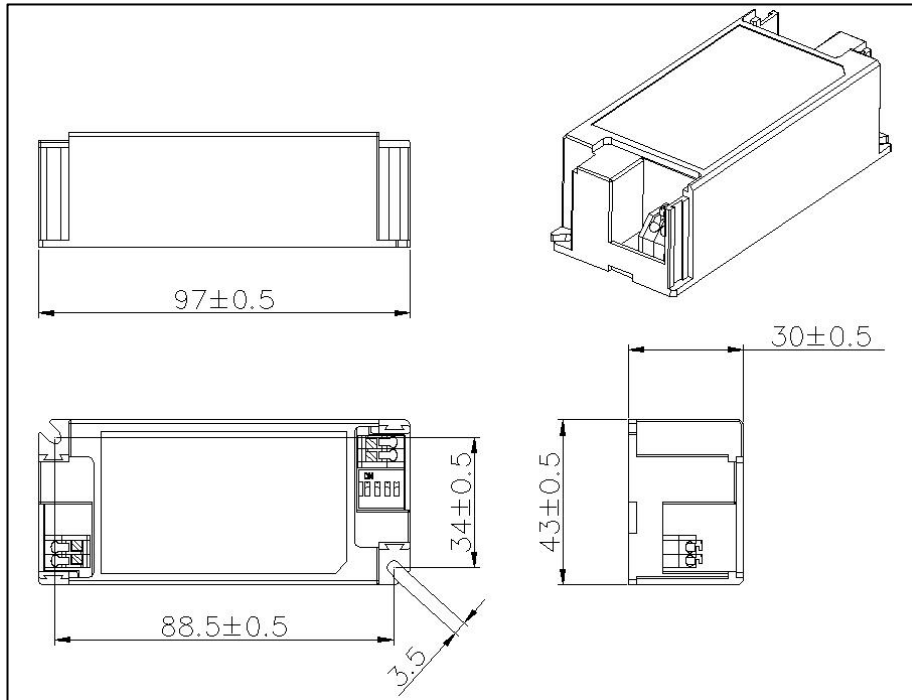
◆ Circuit Breaker

I _{peak}	T _{width}	B10	B16	B20	C10	C16	C20
7A	34.31μs	23pcs	37pcs	47pcs	23pcs	37pcs	47pcs

◆ **Wiring diagram**



◆ **2D diagram**



With side caps



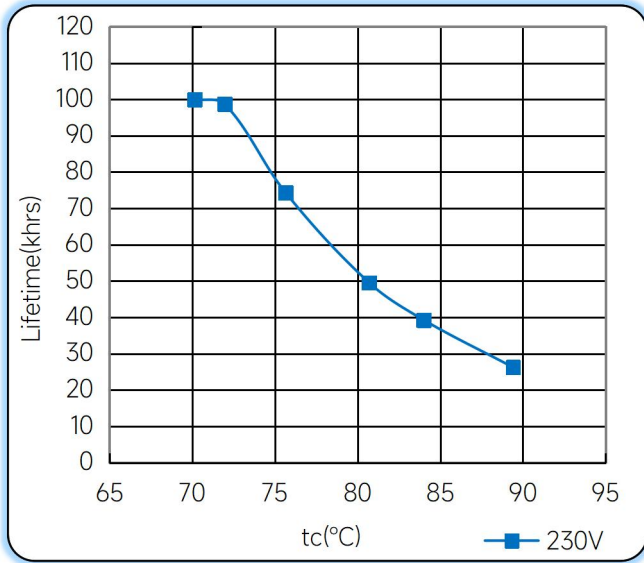
coding:1320211709

◆ **Wiring & Connections**

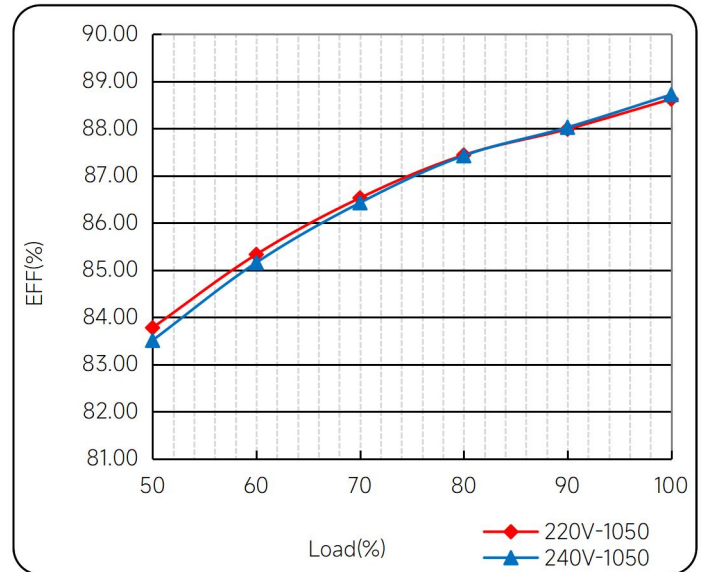
Specification item		Value (Unit)
Input	Input wire cross-section	0.5...1.5 mm ²
	Input wire gauge.	16...20 AWG
	Input wire strip length	7...9mm
Output	Output wire cross-section	0.5...1.5 mm ²
	Output wire gauge.	16...20 AWG
	Output wire strip length	7...9mm

◆ Curve for FLS-42-1050 Blue LA-CSB, $I_o=1050\text{mA}$

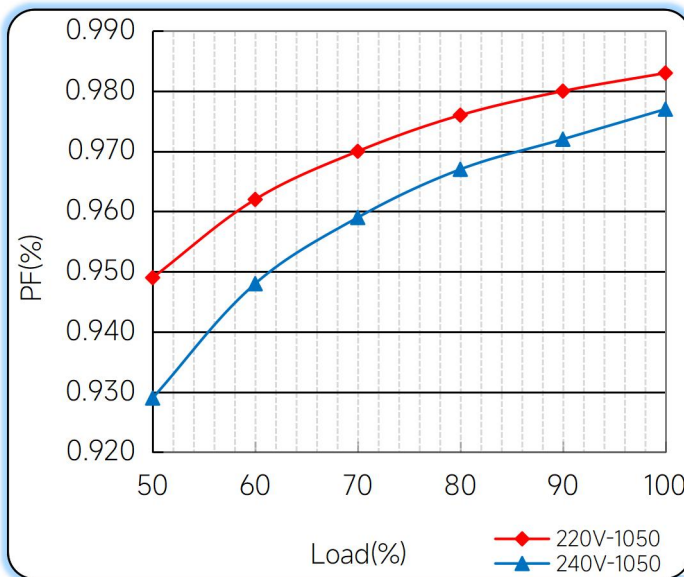
Lifetime vs. Temperature Curve



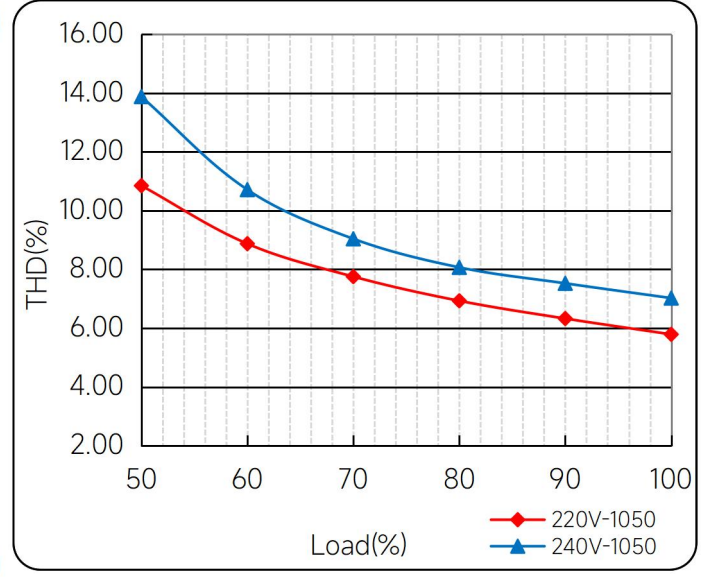
Efficiency vs. Load



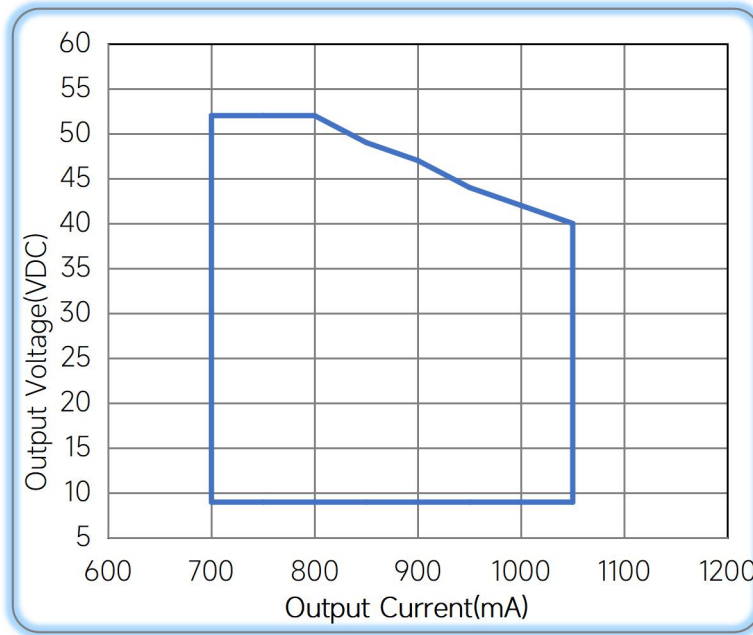
Power Factor Characteristics



THD vs. Load



◆ **Operating window**



— Operating window 100%

◆ **Revision Updates**

ITEM	BEFORE	AFTER	VERSION	DATE
Initial			A	2022/05/10

Tel: +86-0757-86256822, +86-0757-86256831

E-mail: sales@eaglerise.com

Website : <https://lighting.eaglerise.com>



EAGLERISE



Manual