


9W LED Driver Constant Current



■ Approve



Features

- Class II&I, SELV, Built-in
- Input Voltage 220-240VAC
- Protections: SCP/OLP/OVP
- Power Factor: 0.5
- Efficiency: $\geq 81\%$
- 5 years warranty

Applications

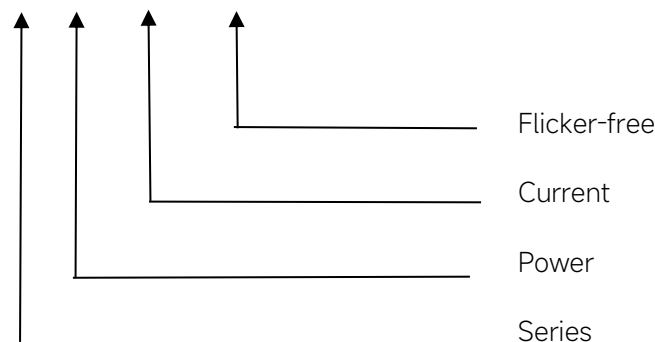
- LED strips, Spot light
- Wall light

◆ Description

SS-9-XXX MX-G is a 9W constant current LED driver that operates from 220-240Vac input with 200 to 700mA output voltage. With it's compact dimensions from 55 x 41 x 21.5mm it is easy to integrate in LED strips, spot and wall light products. To ensure trouble-free operation, protection is provided against output short circuit and over Load.

◆ Model code

SS-9-XXX MX-G



◆ Specification

Output	Constant Current	200mA	300mA	350mA	500mA	700mA
	Voltage Range	27-45VDC	18-30VDC	15-26VDC	8.5-18VDC	7-13VDC
	Unload voltage Max.	55VDC	40VDC	35VDC	28VDC	23VDC
	Current Accuracy	±5%				
	Output HF current ripple(≥1KHz)	±5%				
	Output LF current ripple(≤120Hz)	±5%				
	SVM	≤0.4				
	Pst	≤1				
	Efficiency(Typ.)	≥81%@Full load,230V				
Input	Rated input voltage	220-240VAC				
	Range of input voltage	176-264VAC				
	Frequency(Hz)	50/60 Hz				
	Displacement factor	≥0.7				
	Power Factor	0.5@Full load,230V				
	Input Current max	0.12A				
	Start-up time	< 0.5S				
	No Load Power	≤0.5W				
	Standby Power	≤0.5W				
	Network standby power	≤0.5W				
Protection	Over Load Protection	103-120%				
		YES/Auto Resume				
	Over Voltage Protection	> 55VDC	> 40VDC	> 35VDC	> 28VDC	> 23VDC
	YES/Auto Resume					
	Short circuit Protection	YES/Auto Resume				
Environment	Operating Temperature	-20°C...+50°C				
	Humidity	20%-90%RH				
	Tc	85°C				
	Storage Temperature	-40°C~+60°C				
	Life time	> 50000h				
Surface	Dimension	55 x 41 x 21.5mm				
standards	EN 61347-1; EN61347-2-13; EN62384; EN61000-3-2 ; EN61000-3-3; EN 61547; EN 61000-4-2; EN 61000-4-5					
Others	ErP	EU 2019/2020				
	RoHS	RoHS (2011/65/EU) (EU)2015/863				
Note	1.All parameters not specially mentioned are measured at 240VAC input , full load and 25°C of ambient temperature. 2.Ripple & Noise are measured at 20MHz of bandwidth by using a 300mm twisted pair-wire terminated with a 0.1uF & 47 uF parallel capacitor. 3.Switch and dimmer are not recommended to connect between this product output and luminaries.					

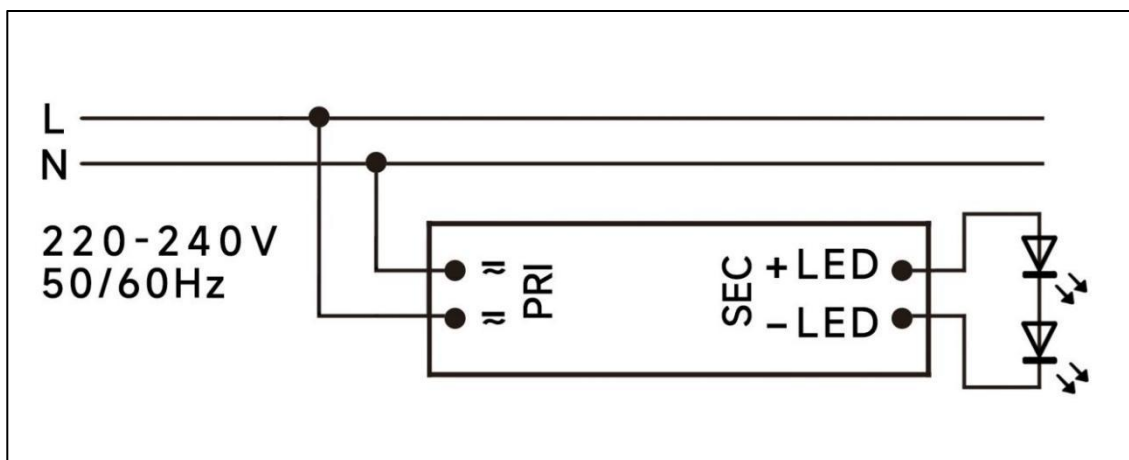
◆ Parameter

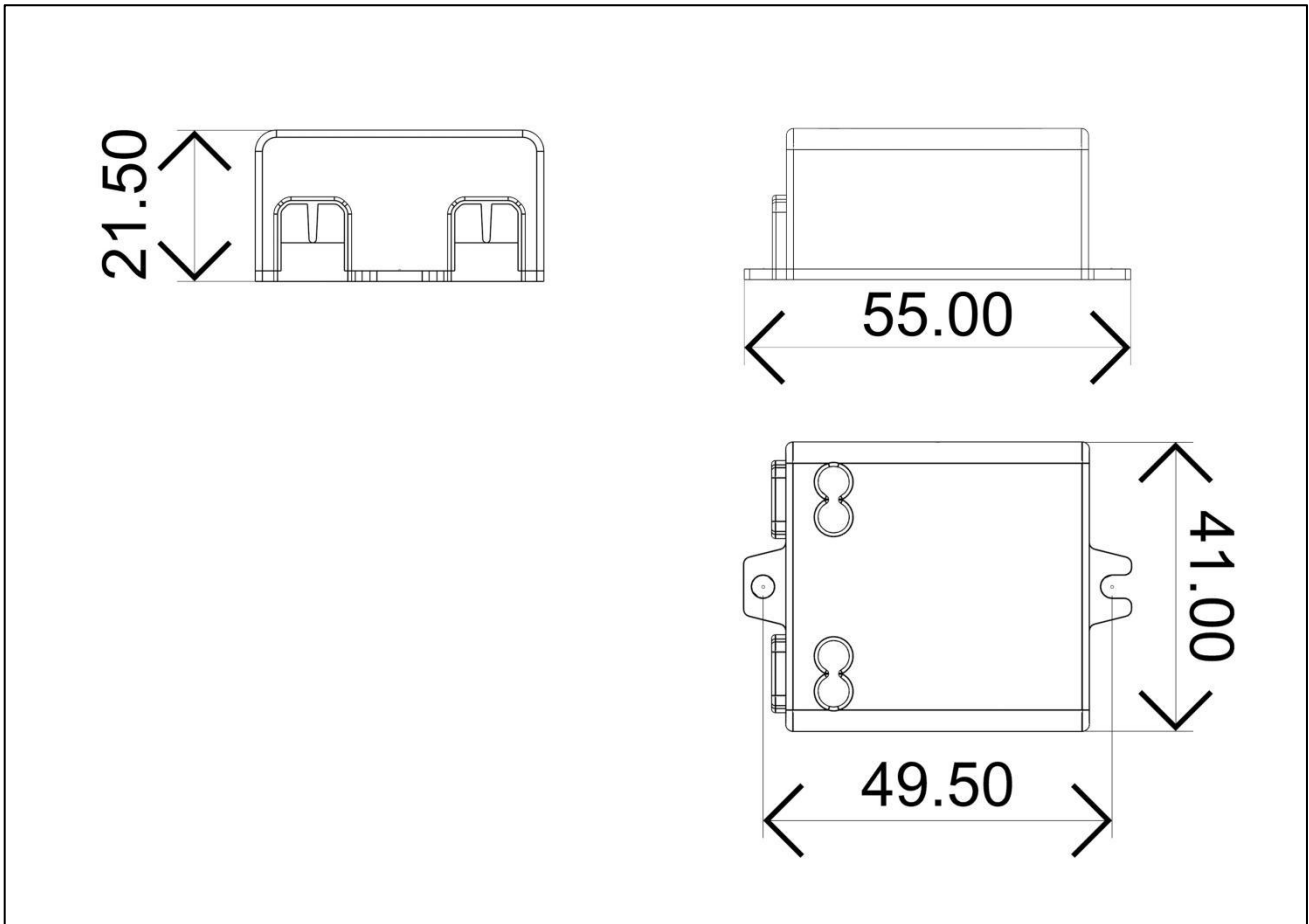
Number	Model number	Input			Output			
		Voltage (VAC)	Current (A)	Frequency (Hz)	Current (mA)	Voltage (VDC)	Voltage No load (VDC)	Power (W)
1	SS-9-200 MX-G	220-240	0.12	50/60 Hz	200mA	27-45V	55	9
2	SS-9-300 MX-G	220-240	0.12	50/60 Hz	300mA	18-30V	40	9
3	SS-9-350 MX-G	220-240	0.12	50/60 Hz	350mA	15-26V	35	9.1
4	SS-9-500 MX-G	220-240	0.12	50/60 Hz	500mA	8.5-18V	28	9
5	SS-9-700 MX-G	220-240	0.12	50/60 Hz	700mA	7-13V	23	9.1

◆ Circuit Breaker

I _{peak}	T _{width}	B10	B16	B20	C10	C16	C20
5.83A	111μs	66pcs	106pcs	133pcs	66pcs	106pcs	133pcs

◆ Wiring diagram

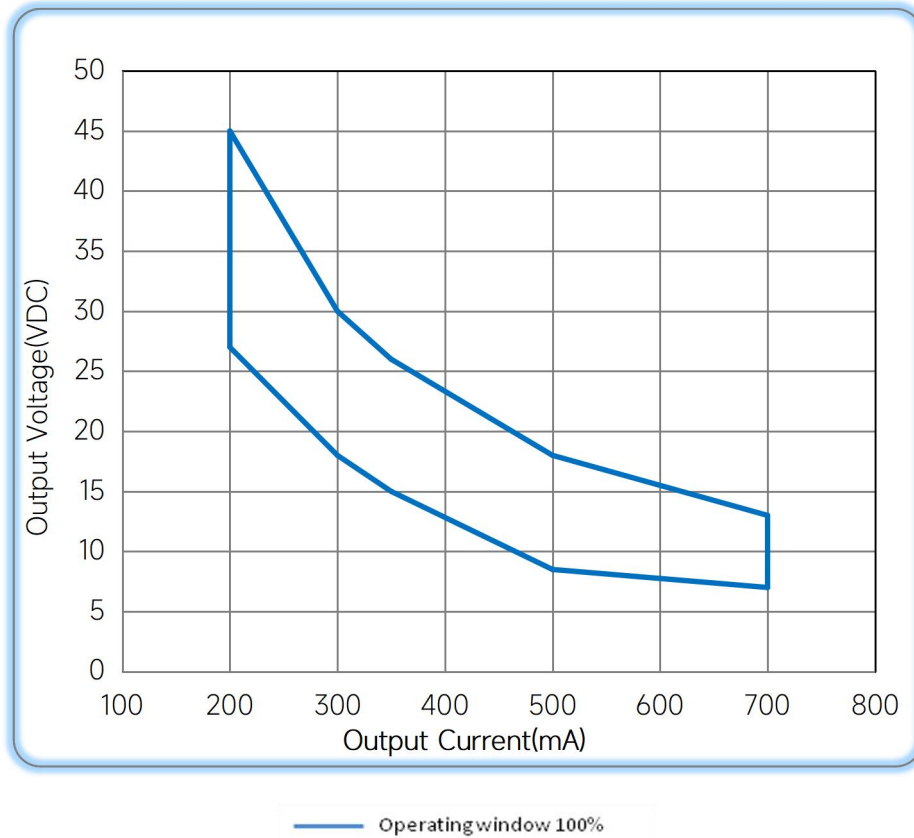


◆ 2D diagram

◆ Wiring & Connections

TYPE	Total Length	Outside Color	Inside Wires Color	Wire Model/Diameter
Input wire	0.36M	Black	Brown/Blue	H05RN-F/2x1.0mm ²
Output wire	0.36M	Black	Red/Black	H05RN-F/2x1.0mm ²

Note: Wire length of input and output can be changed as customer's requirement

◆ Operating window



◆ Revision Updates

ITEM	BEFORE	AFTER	VERSION	DATE
Initial			A	2022/05/15

Tel: +86-0757-86256822, +86-0757-86256831

E-mail: sales@eaglerise.com

Website : <https://lighting.eaglerise.com>



EAGLERISE



Manual