

## 40W FDS-DALI-2 Dimming power supply



■ Approve

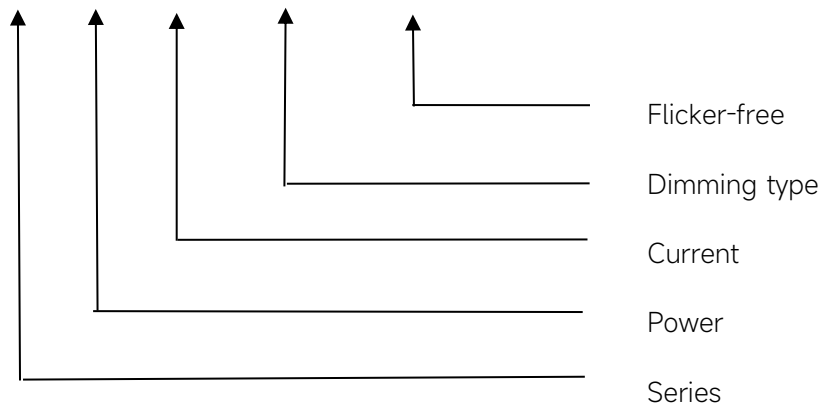


### ◆ Description

FDS-40-1050 DALI-2 LD is a 40W constant current LED driver that operates from 198-264Vac input with 700mA to 1050mA output current and a forward voltage range from 9 to 42Vdc. The output current is adjustable by DIP Switch. With its compact dimensions from 248 x 31 x 45 mm it is easy to integrate in track light products. To ensure trouble-free operation, protection is provided against output short circuit and over Load.

### ◆ Model code

FDS-40-1050 DALI-2 LD



### Features

- Class II,SELV,built-in
- Input Voltage 220-240VAC
- Protections: SCP/OLP/OVP/OTP
- Power Factor > 0.95
- Efficiency ≥86%
- Adjustable Output Current with dip-switch
- Support DALI-2
- 5 years warranty

### Applications

- Track light

## ◆ Specification

Output	Constant Current (mA)	700	750	800	850	900	950	1000	1050	
	Voltage Range (VDC)	9-42							9-38.5	
	Unload voltage Max.	56VDC								
	Current Accuracy	±5%								
	Output HF current ripple(≥1KHz)	±10%								
	Output LF current ripple(≤120Hz)	±3%								
	SVM	≤0.4								
	P <sub>st</sub>	≤1								
	Efficiency(Typ.)	86%								
Input	Rated input voltage	220-240VAC								
	Range of input voltage	198-264VAC								
	Rated input voltage(DC)	198-280VDC								
	Frequency(Hz)	0/50/60 Hz								
	Displacement factor	≥0.9								
	Power Factor	>0.95								
	Input Current	0.26A								
	Start-up time	< 0.5S								
	No Load Power	≤0.5W								
	Standby Power	≤0.5W								
	Network standby power	≤0.5W								
	THD (Typ.)	<10%								
Dimming	Dimming	YES								
	Dimming mode	DALI-2 (IEC 62386-101,102,207) & Push								
	Dimming depth	1%								
	Dimming current range	1 ~100%								
Protection	Over Load Protection	103-120%								
		YES/Latch off								
	Over Voltage Protection	> 56VDC								
		YES/Latch off								
Environment	Short circuit Protection	YES/Latch off								
	Over Temperature Protection	YES/Auto Resume								
	Operating Temperature	-20°C~+45°C								
	Humidity	20%-90%RH								
	Tc	85°C								
Surface	Storage Temperature	-25°C~+60°C								
	Lifetime	>50000h,@Tc=85°C								
Surface	Dimension	248X31X45(LXWXH)mm								

standards	EN 61347-1; EN61347-2-13; EN62384; EN55015; EN61000-3-2 ; EN61000-3-3; EN 61547;		
Others	ErP	EU 2019/2020	
	RoHS	RoHS (2011/65/EU) (EU)2015/863	
Note	1.All parameters NOT specially mentioned are measured at 230VAC input , full load and 25°C of ambient temperature. 2.Ripple & Noise are measured at 20MHz of bandwidth by using a 300mm twisted pair-wire terminated with a 0.1uF & 47 uF parallel capacitor.		

## ◆ Parameter

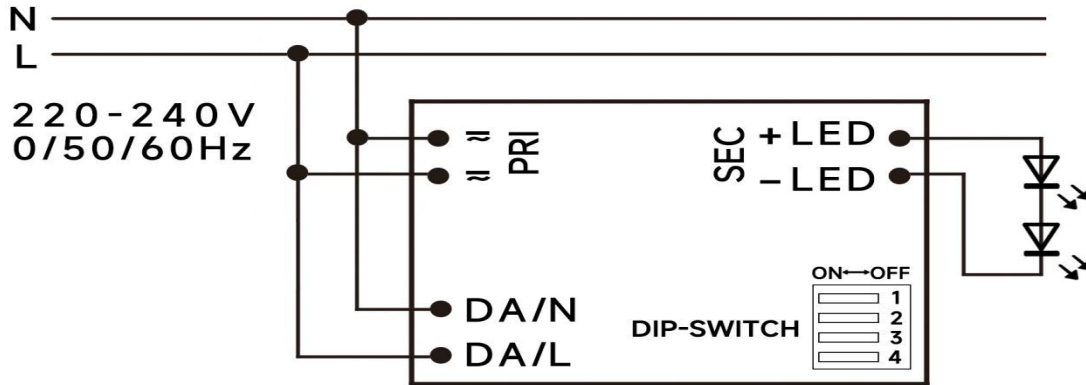
Number	Output	Switch position		
	Current(mA)	1	2	3
1	700	--	--	--
2	750	ON	--	--
3	800	--	ON	--
4	850	ON	ON	--
5	900	--	--	ON
6	950	ON	--	ON
7	1000	--	ON	ON
*8	1050	ON	ON	ON

\* Factory default

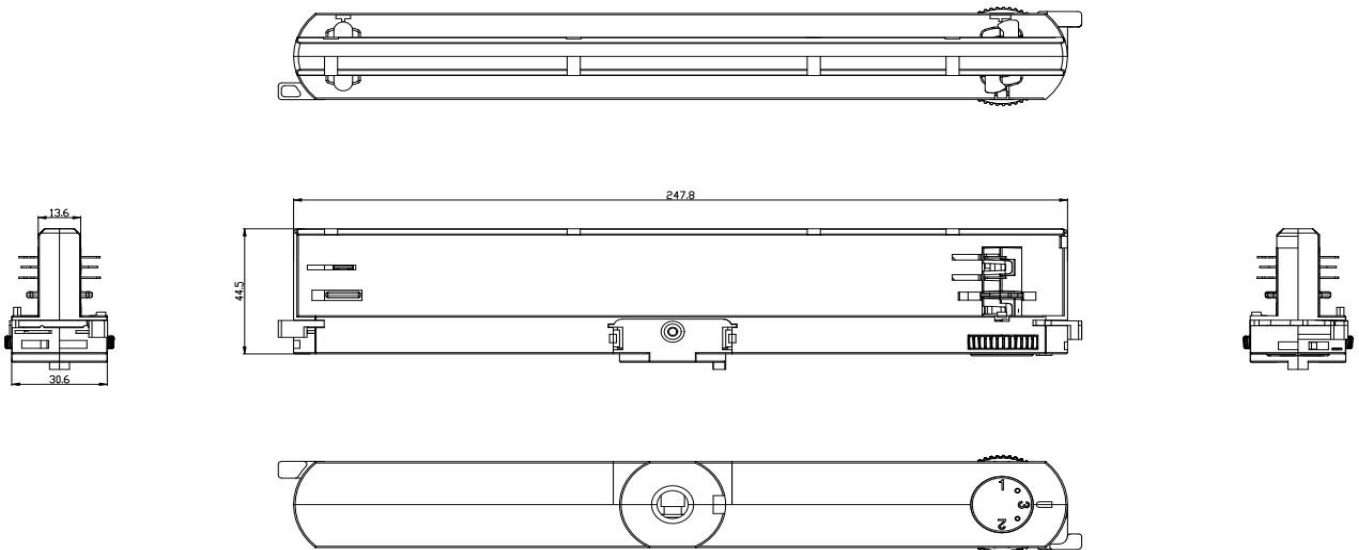
## ◆ Circuit Breaker

I <sub>peak</sub>	T <sub>width</sub>	B10	B16	B20	C10	C16	C20
14.7A	101.6μs	30pcs	49pcs	61pcs	30pcs	49pcs	61pcs

## ◆ Wiring diagram



## ◆ 2D diagram

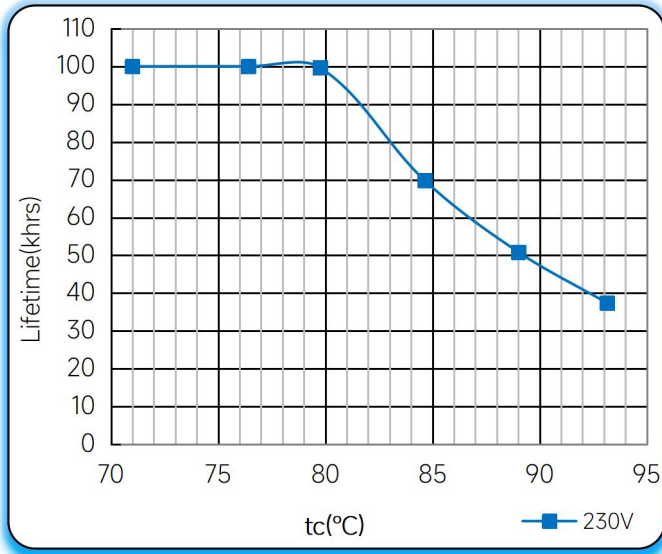


## ◆ Wiring & Connections

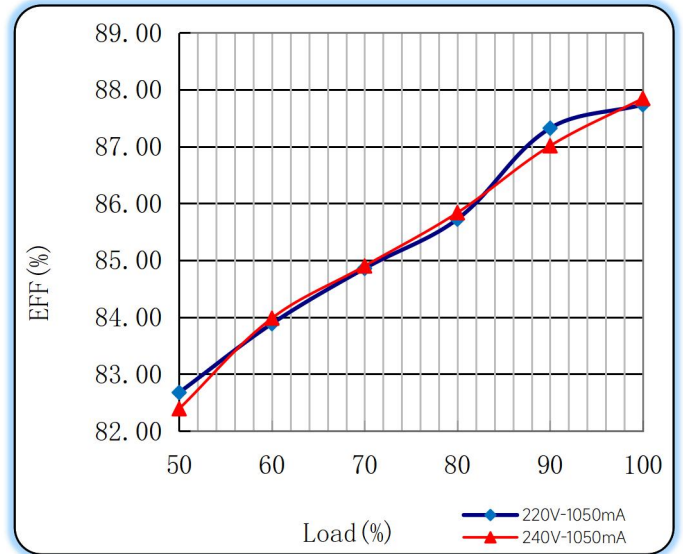
Specification item		Value (Unit )
Output	Output wire cross-section	0.5...1.5 mm <sup>2</sup>
	Output wire gauge.	16...20 AWG
	Output wire strip length	8...9mm

## ◆ Curve for FDS-40-1050 DALI-2 LD, $I_o=1050\text{mA}$

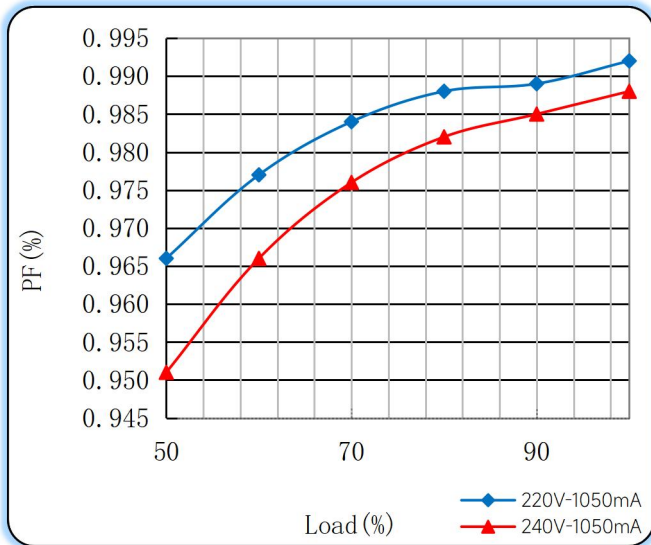
### Lifetime vs. Temperature Curve



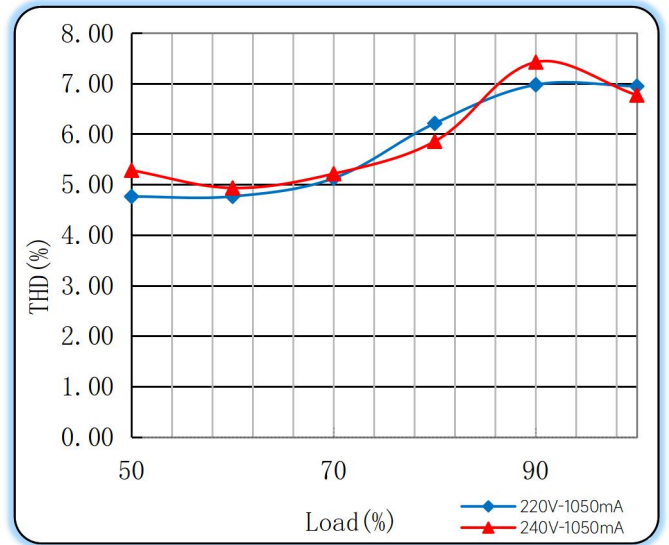
### Efficiency vs. Load



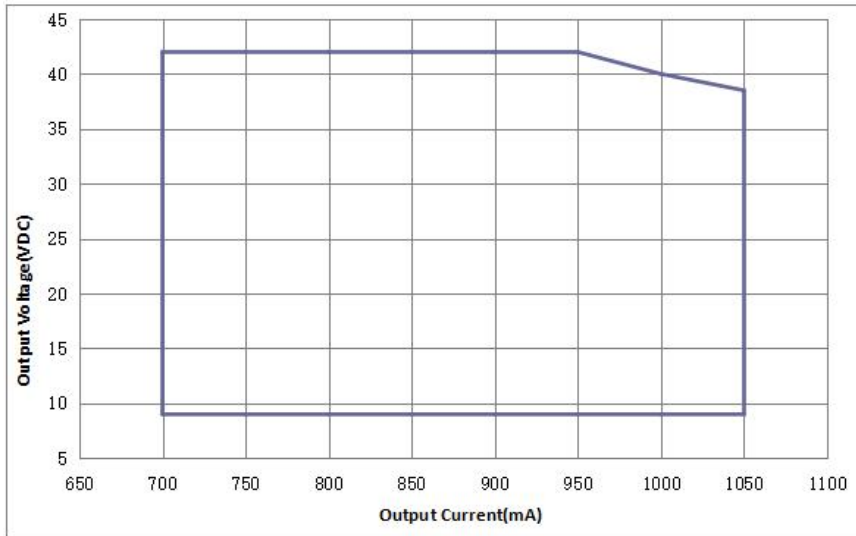
### Power Factor Characteristics



### THD vs. Load



### ◆ Operating window



— Operating window 100%

### ◆ Revision Updates

ITEM	BEFORE	AFTER	VERSION	DATE
Initial			A	2022/02/15

Tel: +86-0757-86256822, +86-0757-86256831

E-mail: sales@eaglerise.com

Website : <https://lighting.eaglerise.com>



EAGLERISE



Manual